

High Performance Liquid Chromatography

PRODUCTS CATALOG



SHINWA CHEMICAL INDUSTRIES LTD.

High performance liquid chromatography is a necessary method in the analytical separation. To perform high quality analysis, the new analytical method and devices including detector have been investigated by the effort of many chromatographer. The high performance analysis came to be achieved as a result.

SHINWA CHEMICAL INDUSTRIES LTD. offer the customer the column with excellent separation and reproducibility anytime and anywhere; ULTRON columns have made an effort doing a severe quality control through the production process.

The series of ULTRON are high quality controlled HPLC columns.

In order to satisfy your analytical requirement, we have many columns.

- 1) **ULTRON ES** series are columns for enantiomer separation in the field of medicine and so on.
- 2) **ULTRON VX** series are columns based on silica material for reversed- and normal-phase chromatography.
- 3) **ULTRON PS** series are polymer based columns for the analysis of food and so on.

The **STR** columns are packed with perfect spherical and pure silica synthesized finely. The **STR** series show excellent column performance and reproducibility in the separation for various samples.

Separation Mode	Column	Application
Chiral Separation Chromatography	ULTRON ES-OVM	Optical Isomers of Medicines, Pesticides
	ULTRON ES-PEPSIN	
	ULTRON ES-BSA	
	ULTRON ES-CD	
	ULTRON ES-PhCD	
Ion Exclusion Chromatography	ULTRON PS-80H	Organic Acids and Alcohols
Ligand Exchange Chromatography	ULTRON PS-80N	Monosaccharides, Disaccharides, Alditol
	ULTRON PS-80C	
	ULTRON PS-80P	
	ULTRON CI	Inositol
	ULTRON CL	Glucuronic Acid
Normal-phase Chromatography	ULTRON VX-SIL	Phosphorus Liquid
Reversed-phase Chromatography	ULTRON VX-ODS	Pharmaceutical Compounds, General Organic Substances, Food Additives, Pesticides, Fatty Acids and Catecholamines
	ULTRON VX-Octyl	
	STR ODS-II	
	STR ODS-M	

HPLC Column For Enantiomer Separation

The **ULTRON ES** series are columns for enantiomer separation.

Columns which are packed with protein immobilized silica (**ULTRON ES-OVM**, **ULTRON ES-PEPSIN**, **ULTRON ES-BSA**) and chemically bonded cyclodextrin (**ULTRON ES-CD**, **ULTRON ES-PhCD**).

ULTRON ES-OVM

Characteristics

Ultron ES-OVM is a chiral separation column immobilized with ovomucoid which is strong protein for denaturation. (US PATENT 6027648 Eisai Co., LTD.)

A wide range of chiral recognition.

No sample preparation for optical separation.

Aqueous mobile phase can be used in the separation .

A trace analysis can be performed (ng level) .

Applications

- Pharmaceutical Compounds, Pesticides and Organic Compounds

Column	Particle Size (µm)	Column Size Length × Inner Diameter (mm)
ULTRON ES-OVM (Narrow Bore)	5	150 × 2.0
ULTRON ES-OVM (for Analytical)		150 × 4.6
ULTRON ES-OVM (for Analytical)		150 × 6.0
ULTRON ES-OVM.G (Guard Column)		10 × 4.0
ULTRON ES-OVM (for Analytical)	10	250 × 4.6
ULTRON ES-OVM Prep (for Preparative)		250 × 20.0
ULTRON ES-OVM Prep.G (Guard Column for Preparative)		15 × 8.0
ULTRON ES-OVM (Two Guard Cartridges)	5	5 × 2.0
ULTRON ES-OVM (Two Guard Cartridges)		10 × 4.6
Holder for Guard Cartridge (with Adaptor)	For 5 × 2.0 mm column	
Holder for Guard Cartridge (with Adaptor)	For 10 × 4.6 mm column	

ULTRON ES-PEPSIN

Characteristics

ULTRON ES-PEPSIN is an enantiomer separation column immobilized with pepsin which is the polypeptide dialytic enzyme of the pig stomach mucous membrane origin.

ULTRON ES-PEPSIN is effective for the enantiomer separation of amino alcohols such as α -blocker medicines.

The sample preparation for optical isomer separation is not necessary.

Aqueous mobile phase can be used in the separation.

A trace analysis can be performed (ng level).

Applications

- Pharmaceutical Compounds, Pesticides and Organic Compounds

Column	Particle Size (µm)	Column Size Length × Inner Diameter (mm)
ULTRON ES-PEPSIN (for Analytical)	5	150 × 4.6
ULTRON ES-PEPSIN.G (Guard Column)		10 × 4.0

ULTRON ES-BSA

Characteristics

ULTRON ES-BSA is bovine serum albumin immobilized column for enantiomer separation.

ULTRON ES-BSA is performed an excellent enantiomer separation for acidic compounds such as arylpropionic acid drugs.

The sample preparation for optical isomer separation is not necessary.

Aqueous mobile phase can be used in the separation.

A trace analysis can be performed (ng level) .

Applications

- Pharmaceutical compounds, Pesticides and Organic compounds

Column	Particle Size (µm)	Column Size Length × Inner Diameter (mm)
ULTRON ES-BSA (for Analytical)	7	150 × 4.6
ULTRON ES-BSA.G (Guard Column)		10 × 4.0

ULTRON ES-CD

ULTRON ES-PhCD

ULTRON ES-CD and ULTRON ES-PhCD are enantiomeric separation columns chemically bonded with -cyclodextrin (CD) and phenylcarbamated -cyclodextrin (PhCD), respectively.

Characteristics

ULTRON ES-CD and ULTRON ES-PhCD are effective for the enantiomeric separation of hydrophobic cyclic compounds.

Mobile phase of both reverse-phase and normal-phase modes can be used for the separation.

A wide range of enantiomeric compounds can be separated with ULTRON ES-CD or ULTRON ES-PhCD.

The columns show excellent stability and durability.

Applications

- Pharmaceutical compounds, Pesticides and Organic compounds

Column	Particle Size (µm)	Column Size Length × Inner Diameter (mm)
ULTRON ES-CD (Narrow Bore)	5	150 × 2.0
ULTRON ES-CD (for Analytical)		150 × 6.0
ULTRON ES-CD.G (Guard Column)		10 × 4.0
ULTRON ES-CD (Two Guard Cartridges)		5 × 2.0
ULTRON ES-CD (Two Guard Cartridges)		10 × 4.6
Holder for Guard Cartridge (with Adaptor)		For 5 × 2.0 mm column
Holder for Guard Cartridge (with Adaptor)	For 10 × 4.6 mm column	
ULTRON ES-PhCD (Narrow Bore)	5	150 × 2.0
ULTRON ES-PhCD (for Analytical)		150 × 6.0
ULTRON ES-PhCD.G (Guard Column)		10 × 4.0
ULTRON ES-PhCD (Two Guard Cartridges)		5 × 2.0
ULTRON ES-PhCD (Two Guard Cartridges)		10 × 4.6
Holder for Guard Cartridge (with Adaptor)		For 5 × 2.0 mm column
Holder for Guard Cartridge (with Adaptor)	For 10 × 4.6 mm column	

HPLC Column For Organic Acid Analysis

ULTRON PS-80H

ULTRON PS-80H is HPLC column packed with sulfonic acid type polystyrene cation exchange resin for the organic acid analysis.

Characteristics

ULTRON PS-80H is high speed and a high separation column by the ion suppression of the sample.

ULTRON PS-80H shows excellent reproducibility of the retention.

ULTRON PS-80H is durable because of the use of mechanical strong polymer gel.

Applications

- Aliphatic, Aromatic organic acid
- Alcohols, Aldehydes, Diols
- Monitoring of the fermentation

Column	Particle Size (μm)	Column Size Length \times Inner Diameter (mm)
ULTRON PS-80H	10	300 \times 8.0
		250 \times 2.0
ULTRON PS-80H.G (Guard Column)		50 \times 8.0

The maximum operation pressure : 4.0 MPa

The maximum operation temperature : 90

Range of pH in use : pH 2 - 6

HPLC Column For Sugar And Sugar Alcohol Analysis

ULTRON PS-80N

ULTRON PS-80C

ULTRON PS-80P

The ULTRON PS series are HPLC columns packed with sulfonic acid type polystyrene cation exchange resin for the sugar and the sugar alcohol analysis.

There are three types of **PS-80N (Na type)** , **PS-80C (Ca type)** and **PS-80P (Pb type)**.

Characteristics

ULTRON PS series columns are effective for quantity analysis because saccharide is not adsorbed on the matrix.

ULTRON PS series columns use in aqueous mobile phase.

ULTRON PS series columns are durable because of the use of mechanical strong polymer gel.

Applications

- Oligosaccharides, Disaccharides, Monosaccharides
- Sugar alcohols
- Monitor of ferment hydrolysis of polysaccharide

Column	Particle Size (µm)	Column Size Length × Inner Diameter (mm)
ULTRON PS-80N	10	300 × 8.0
ULTRON PS-80N.L		500 × 8.0
ULTRON PS-80N.G (Guard Column)		50 × 8.0
ULTRON PS-80C		300 × 8.0
ULTRON PS-80C.G (Guard Column)		50 × 8.0
ULTRON PS-80P		300 × 8.0
ULTRON PS-80P.G (Guard Column)		50 × 8.0

The maximum operation pressure : 4.0 MPa (PS-80N, -80C, -80P)

6.0 MPa (PS-80N.L)

The maximum operation temperature : 80 (PS-80N, -80N.L)

90 (PS-80C, -80P)

Range of pH in use : pH 6 - 12 (PS-80N, -80N.L),

pH 6 - 7.5 (PS-80C, -80P)

HPLC Column For Inositol In Health Drink

ULTRON CI

ULTRON CI is a strong cation exchange polymer packed HPLC column for inositol.

Characteristics

ULTRON CI perform excellent qualitative analysis for inositol in health drink.

ULTRON CI shows good reproducibility in retention.

The polymer beads of ULTRON CI have mechanical strength.

The maximum operation pressure is 8.0 MPa.

The maximum operation temperature is 90 .

Column	Column Size Length × Inner Diameter (mm)
ULTRON CI	200 × 4.6

HPLC Column For Glucuronic Acid In Health Drink

ULTRON CL

ULTRON CL is a strong anion exchange polymer packed HPLC column for glucuronic acid.

Characteristics

ULTRON CL perform excellent qualitative analysis for glucuronic acid in health drink.

ULTRON CL shows good reproducibility in retention.

The polymer beads of ULTRON CI have mechanical strength.

The maximum operation pressure is 8.0 MPa.

The maximum operation temperature is 80 .

Column	Column Size Length × Inner diameter (mm)
ULTRON CL	150 × 4.0

HPLC Column For Normal Phase (SIL)

ULTRON VX-SIL

ULTRON VX-SIL is used high purity silica gel of SiO₂ 99.99% or more. Therefore, the sample adsorption with the metal oxide is decreased as much as possible.

The use of the spherical silica particles lead to reduce the column pressure drop and long life.

Particle Size	Pore Size	Specific Surface
5 µm	12 nm	300 m ² /g

Column	Particle Size (µm)	Column Size Length × Inner Diameter (mm)
VX-SIL (for Analytical)	5	150 × 4.6
		250 × 4.6
		150 × 6.0
VX-SIL (for Preparative)	5	250 × 20.0
VX-SIL (Narrow Bore)	5	150 × 2.0
		250 × 2.0
		150 × 1.0
		250 × 1.0
VX-SIL (for Analytical)	10	150 × 4.6
		250 × 4.6
		150 × 6.0
VX-SIL (for Preparative)	10	250 × 20.0
		250 × 30.0
		250 × 50.0
VX-SIL (for Preparative)	15	250 × 4.6
VX-SIL (for Preparative)	15	250 × 20.0
		250 × 30.0
		250 × 50.0

ULTRON VX-SIL.G (Guard Column)

Column	Particle Size (µm)	Column Size Length × Inner Diameter (mm)
VX-SIL.G (for Analytical)	5	10 × 4.0
VX-SIL.G (for Preparative)		15 × 8.0
VX-SIL.G (for Analytical)	10	10 × 4.0
VX-SIL.G (for Preparative)		15 × 8.0
VX-SIL.G (for Analytical)	15	10 × 4.0
VX-SIL.G (for Preparative)		15 × 8.0
VX-SIL (Two Guard Cartridges)	5	5 × 2.0
VX-SIL (Two Guard Cartridges)		10 × 4.6
Holder for Guard Cartridge (with Adaptor)	For 5 × 2.0 mm column	
Holder for Guard Cartridge (with Adaptor)	For 10 × 4.6 mm column	

HPLC Column For Reversed Phase (ODS)

ULTRON VX-ODS

ULTRON VX-ODS is reversed-phase column having monomeric octadecyl group. The bare silica of **ULTRON VX-ODS** is the same of **ULTRON VX-SIL**. Our excellent end-capping technology (secondary silylation) lead to the reduction of the influence of the residual silanol groups. We have three types (5, 10, and 15 μm) of the particle diameter. We also various column from 1 mm (narrow bore) to 50 mm (for preparative separations) in the inner diameter. Please select the column size according to the purpose.

Particle Size	Pore Size	Surface Area	Carbon Content
5 μm	12 nm	300 m^2/g	16 %

Reproducibility between column lots

ULTRON VX-ODS columns are cheked by the severe quality control every each manufacturing process. The product passed many check point in the manufacturing process is **ULTRON VX-ODS**. The k' and value obtained with **ULTRON VX-ODS** shows the narrow difference between the batch and column lots. **ULTRON VX-ODS** shows excellent reproducibility and stability, in other test between column lots.

Stereoselectivity, distribution equilibrium

ULTRON VX-ODS which has monolayer of octadecyl group shows excellent stereoselectivity for the sample molecule. The distribution equilibrium is performed quickly under the gradient elution or at the exchange of the mobile phase used.

Pressure resistance

By the use of spherical silica gel, **ULTRON VX-ODS** shows the excellent the resisting pressure and even at fast flow rate of mobile phase, a stable separation is obtained.

Column	Particle Size (μm)	Column Size Length \times Inner Diameter (mm)
VX-ODS (for Analytical)	5	150 \times 4.6
		250 \times 4.6
		150 \times 6.0
VX-ODS (for Preparative)	5	250 \times 20.0
VX-ODS (Narrow Bore)	5	150 \times 2.0
		250 \times 2.0
		150 \times 1.0
		250 \times 1.0
VX-ODS (for Analytical)	10	150 \times 4.6
		250 \times 4.6
		150 \times 6.0
VX-ODS (for Preparative)	10	250 \times 20.0
		250 \times 30.0
		250 \times 50.0
VX-ODS (for Analytical)	15	250 \times 4.6
VX-ODS (for Preparative)	15	250 \times 20.0
		250 \times 30.0
		250 \times 50.0

HPLC Column For Normal Phase (ODS)

ULTRON VX-ODS.G (Guard Column)

Column	Particle Size (µm)	Column Size Length × Inner Diameter (mm)
VX-ODS.G (for Analytical)	5	10 × 4.0
VX-ODS.G (for Preparative)		15 × 8.0
VX-ODS.G (for Analytical)	10	10 × 4.0
VX-ODS.G (for Preparative)		15 × 8.0
VX-ODS.G (for Analytical)	15	10 × 4.0
VX-ODS.G (for Preparative)		15 × 8.0
VX-ODS (Two Guard Cartridges)	5	5 × 2.0
VX-ODS (Two Guard Cartridges)		10 × 4.6
Holder for Guard Cartridge (with Adaptor)	For 5 × 2.0 mm column	
Holder for Guard Cartridge (with Adaptor)	For 10 × 4.6 mm column	

HPLC Column For Reversed Phase (Octyl)

ULTRON VX-Octyl

The earth environment is very important problem. We have to defend our earth from the atmospheric pollution, the contamination of the water, the soil pollution and the industrial waste pollution. The reduction of large amount of organic solvents is also needed in the HPLC analysis which can be performed for many samples in the various field. In order to overcome many problems mentioned above, octyl column modified with short alkyl chain than that of ODS column may be necessary and become popular. **ULTRON VX-Octyl** have a necessary characteristics to satisfy for such requirements.

A highly refined synthetic technology of ULTRON VX-ODS was applied to **ULTRON VX-Octyl**.

Characteristics

The column life has been greatly improved.

ULTRON VX-Octyl is very few in the difference between columns lots and shows excellent reproducibility.

ULTRON VX-Octyl save the analysis time compared with ODS and shows excellent separation.

The use of organic solvent is decreased.

Because distribution equilibrium can be achieved quickly and the adsorbed material can be eluted easily compared with ODS, The best separation can be obtained by the gradient elution.

Applications

· Pharmaceutical compounds, Pesticides, Chemical compounds, Food, Environmental compounds and others

Column	Particle Size (µm)	Column Size Length × Inner Diameter (mm)
ULTRON VX-Octyl (for Analytical)	5	150 × 4.6
		250 × 4.6
ULTRON VX-Octyl (for Preparative)		250 × 20.0
ULTRON VX-Octyl.G (Guard Column)		10 × 4.0
ULTRON VX-Octyl.G (Guard Column for Preparative)		15 × 8.0

HPLC Column For Reversed Phase (STR ODS)

STR ODS-II

Characteristics

The effect of the metal oxide is suppressed minimum because of the highly-purified silica gel as a base material of STR series.

STR series are durable column because of the use of mechanically strong silica gel.

STR series column is durable in acidic and basic mobile phase.

STR series are easy to operate and show high performance, because the analytical operation pressure is low.

The excellent end capping technology shows good peak shape for the basic substances and acidic compounds and for the samples which form complex with metal.

Column	Particle Shape	Particle Size	Pore Size	Specific Surface Area	Carbon Content
ODS-II	Spherical Porous Silica Gel	5 µm	12 nm	320 m ² /g	17 %

Column	Particle Size (µm)	Column Size Length × Inner Diameter (mm)	
STR ODS- (Narrow Bore)	5	150 × 2.0	
STR ODS- (Narrow Bore)		250 × 2.0	
STR ODS- (for Analytical)		100 × 4.0	
STR ODS- (for Analytical)		150 × 4.0	
STR ODS- (for Analytical)		250 × 4.0	
STR ODS- (for Analytical)		150 × 4.6	
STR ODS- (for Analytical)		250 × 4.6	
STR ODS- (for Analytical)		150 × 6.0	
STR ODS- (Guard Column)		10 × 4.0	
STR ODS- (Guard Column)		10 × 4.6	
STR ODS- (Guard Column)		10 × 6.0	
STR ODS- (for Preparative)		250 × 20.0	
STR ODS- (Guard Column for Preparative)		50 × 20.0	
STR ODS- PEEK (for Analytical)		150 × 4.6	
STR ODS- PEEK (for Analytical)		250 × 4.6	
STR ODS- PEEK (Guard Column)		10 × 4.6	
STR ODS- (Two Guard Cartridges)		5 × 2.0	
STR ODS- (Two Guard Cartridges)		10 × 4.6	
Holder for Guard Cartridge (with Adaptor)		For 5 × 2.0 mm column	
Holder for Guard Cartridge (with Adaptor)		For 10 × 4.6 mm column	

STR ODS-M

Column	Particle Shape	Particle Size	Pore Size	Specific Surface Area	Carbon Content
ODS-M	The Perfect and Spherical Porous Silica Gel	5 μm	10 nm	350 m^2/g	15 %

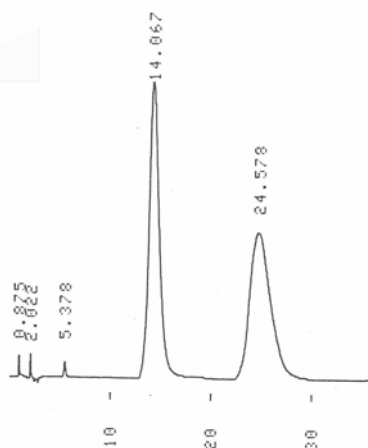
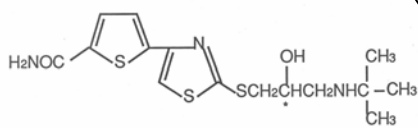
Column	Particle Size (μm)	Column Size Length \times Inner Diameter (mm)
STR ODS-M	5	150 \times 4.0
STR ODS-M		250 \times 4.0
STR ODS-M		150 \times 4.6
STR ODS-M		250 \times 4.6
STR ODS-M		150 \times 6.0
STR ODS-M		10 \times 4.0
STR ODS-M		50 \times 4.0

Application Data

Column		Page
ULTRON ES-OVM	...	13
ULTRON ES-PEPSIN	...	26
ULTRON ES-BSA	...	27
ULTRON ES-CD	...	28
ULTRON ES-PhCD	...	32
ULTRON PS-80H	...	37
ULTRON PS-80N · PS-80C · PS-80P	...	40
ULTRON CI · CL	...	44
ULTRON VX-SIL	...	45
ULTRON VX-ODS	...	46
ULTRON VX-Octyl	...	49
STR ODS-	...	50
STR ODS-M	...	58
INDEX	...	63

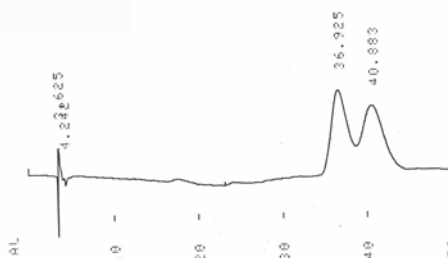
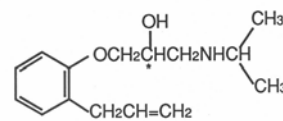
-blockers

Arotinolol



Column: ULTRON ES-OVM
 Size: 150 mm x 4.6 mm I.D.
 Mobile Phase: 20 mM KH₂PO₄ (pH 6.0) / CH₃CN = 100 / 5
 Flow Rate: 1.0 mL/min
 Temperature: 25
 Detection: UV-220 nm

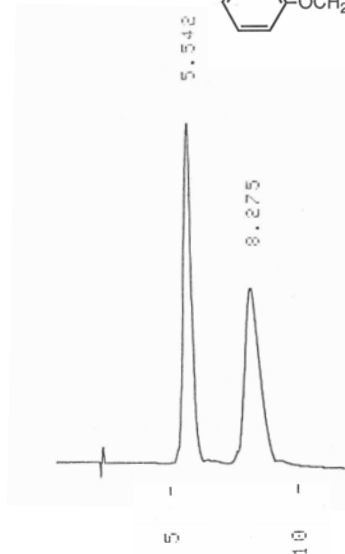
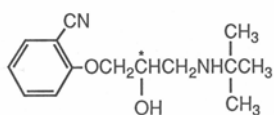
Alprenolol



Column: ULTRON ES-OVM
 Size: 150 mm x 6.0 mm I.D.
 Mobile Phase: 20 mM KH₂PO₄ (pH 5.5) / CH₃CN = 100 / 10
 Flow Rate: 1.0 mL/min
 Temperature: 25
 Detection: UV-220 nm

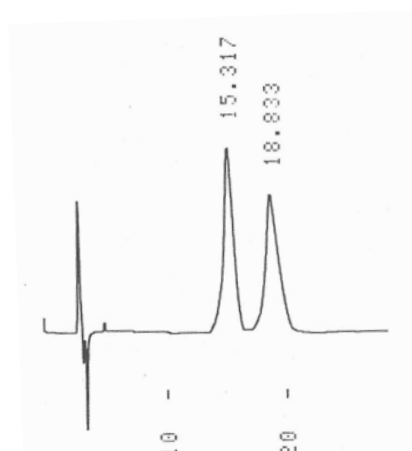
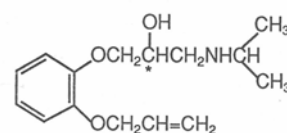
-blockers

Bunitrolol



Column: ULTRON ES-OVM
 Size: 150 mm x 4.6 mm I.D.
 Mobile Phase: 20 mM KH₂PO₄ (pH 6.0) / C₂H₅OH = 100 / 3
 Flow Rate: 1.0 mL/min
 Temperature: 25
 Detection: UV-220 nm

Oxprenolol

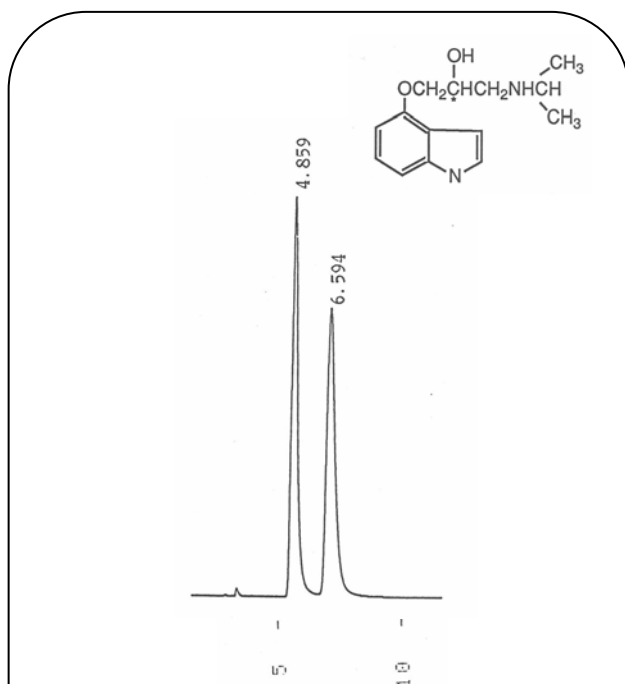


Column: ULTRON ES-OVM
 Size: 150 mm x 6.0 mm I.D.
 Mobile Phase: 20 mM KH₂PO₄ (pH 6.0) / CH₃CN = 100 / 10
 Flow Rate: 1.2 mL/min
 Temperature: 25
 Detection: UV-220 nm

ULTRON ES-OVM

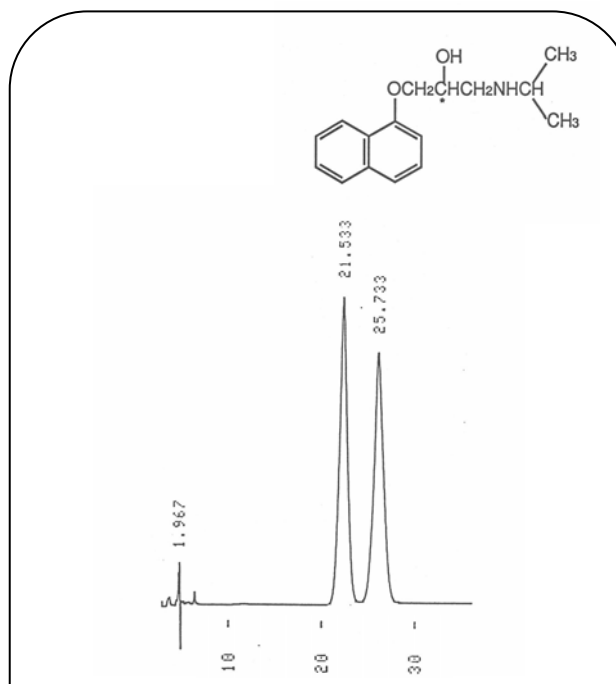
-blockers

Pindolol



Column: ULTRON ES-OVM
 Size: 150 mm x 4.6 mm I.D.
 Mobile Phase: 20 mM KH₂PO₄ (pH 5.5) / C₂H₅OH = 100 / 30
 Flow Rate: 1.0 mL/min
 Temperature: 25
 Detection: UV-220 nm

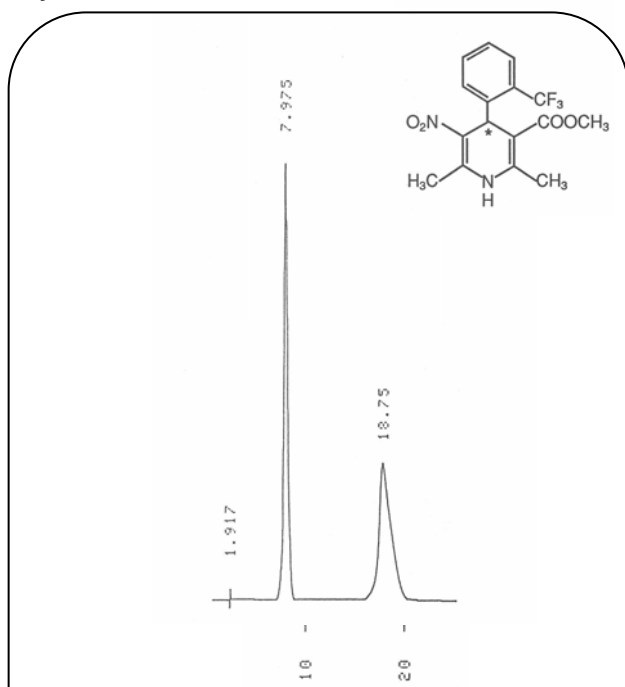
Propranolol



Column: ULTRON ES-OVM
 Size: 150 mm x 4.6 mm I.D.
 Mobile Phase: 20 mM KH₂PO₄ (pH 6.8) / CH₃CN = 100 / 30
 Flow Rate: 1.0 mL/min
 Temperature: 25
 Detection: UV-220 nm

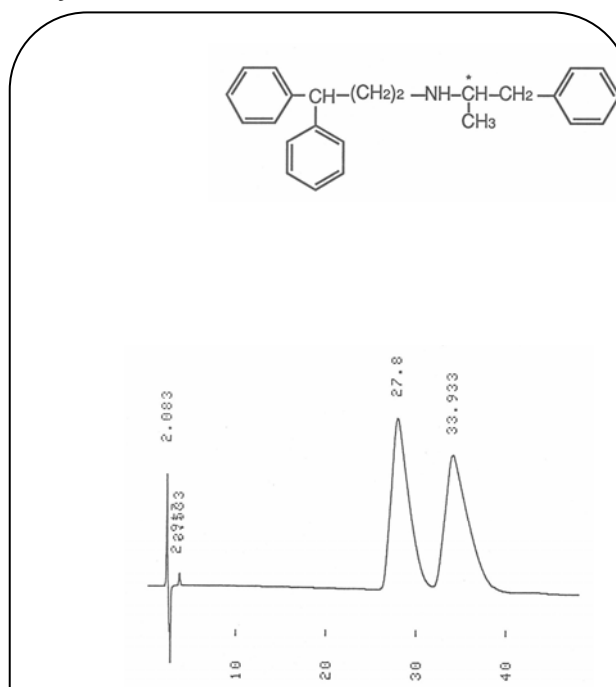
Calcium Antagonists

Bay K 8644



Column: ULTRON ES-OVM
 Size: 150 mm x 4.6 mm I.D.
 Mobile Phase: 20 mM KH₂PO₄ (pH 4.6) / C₂H₅OH = 100 / 25
 Flow Rate: 1.0 mL/min
 Temperature: 25
 Detection: UV-220 nm

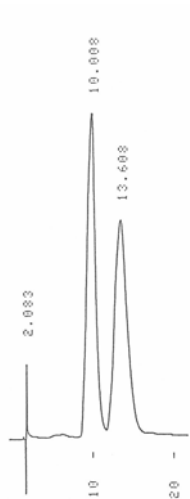
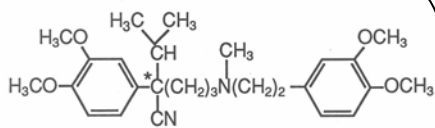
Prenylamine



Column: ULTRON ES-OVM
 Size: 150 mm x 4.6 mm I.D.
 Mobile Phase: 20 mM KH₂PO₄ (pH 5.0) / CH₃CN = 100 / 15
 Flow Rate: 1.0 mL/min
 Temperature: 25
 Detection: UV-220 nm

Calcium Antagonists


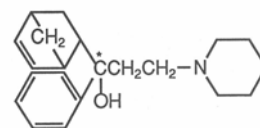
Verapamil



Column: ULTRON ES-OVM
 Size: 150 mm x 4.6 mm I.D.
 Mobile Phase: 20 mM KH₂PO₄ (pH 4.6) / C₂H₅OH = 100 / 5
 Flow Rate: 1.0 mL/min
 Temperature: 25
 Detection: UV-220 nm

Antiparkinsons

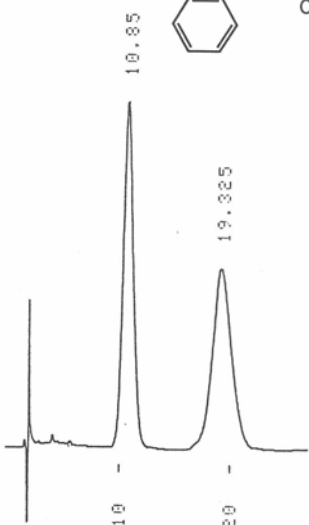
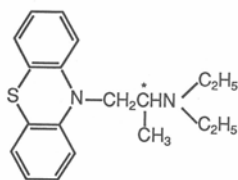
Biperiden



Column: ULTRON ES-OVM
 Size: 150 mm x 4.6 mm I.D.
 Mobile Phase: 20 mM KH₂PO₄ (pH 4.6) / C₂H₅OH = 100 / 10
 Flow Rate: 1.0 mL/min
 Temperature: 25
 Detection: UV-220 nm

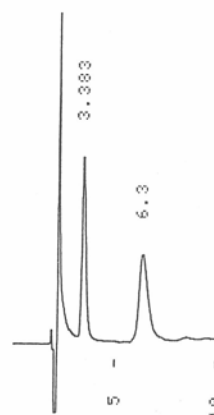
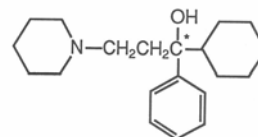
Antiparkinsons

Profenamine



Column: ULTRON ES-OVM
 Size: 150 mm x 4.6 mm I.D.
 Mobile Phase: 20 mM KH₂PO₄ (pH 4.6) / C₂H₅OH = 100 / 25
 Flow Rate: 1.0 mL/min
 Temperature: 25
 Detection: UV-220 nm

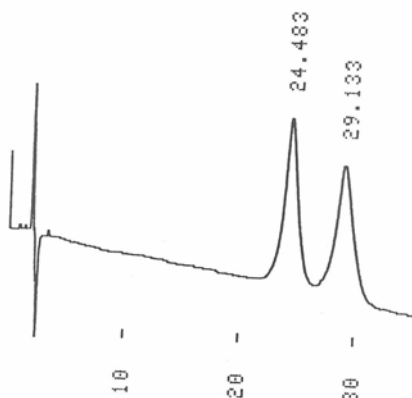
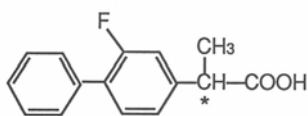
Trihexyphenidyl



Column: ULTRON ES-OVM
 Size: 150 mm x 4.6 mm I.D.
 Mobile Phase: 20 mM KH₂PO₄ (pH 4.6) / C₂H₅OH = 100 / 10
 Flow Rate: 1.0 mL/min
 Temperature: 25
 Detection: UV-220 nm

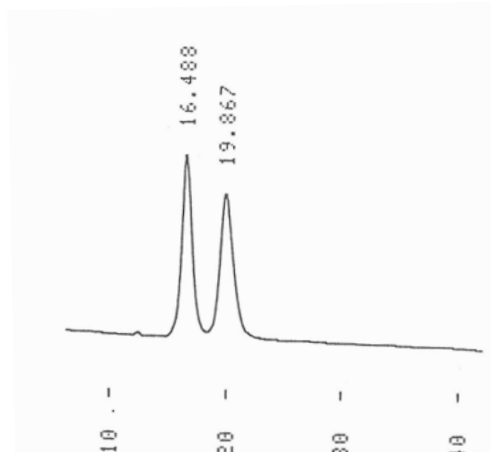
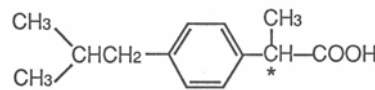
Antiinflammatoryies

Flurbiprofen



Column: ULTRON ES-OVM
 Size: 150 mm x 4.6 mm I.D.
 Mobile Phase: 20 mM KH₂PO₄ (pH 3.0) / CH₃CN = 100 / 10
 Flow Rate: 1.0 mL/min
 Temperature: 25
 Detection: UV-220 nm

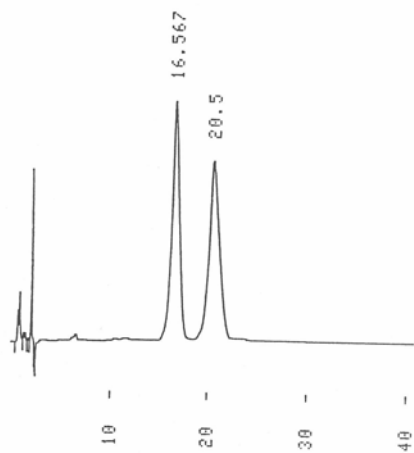
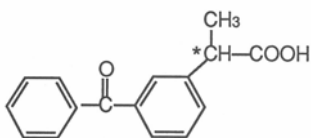
Ibuprofen



Column: ULTRON ES-OVM
 Size: 150 mm x 4.6 mm I.D.
 Mobile Phase: 20 mM KH₂PO₄ (pH 3.0) / CH₃CN = 100 / 5
 Flow Rate: 1.0 mL/min
 Temperature: 25
 Detection: UV-220 nm

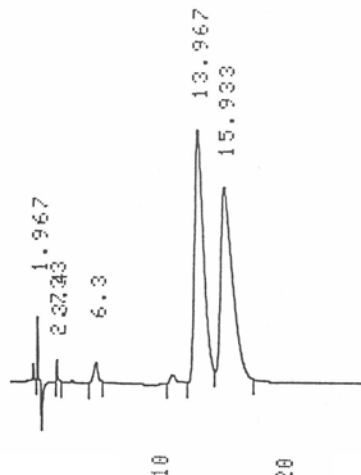
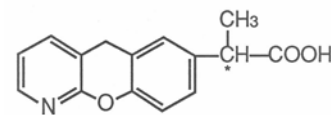
Antiinflammatoryies

Ketoprofen



Column: ULTRON ES-OVM
 Size: 150 mm x 4.6 mm I.D.
 Mobile Phase: 20 mM KH₂PO₄ (pH 3.0) / CH₃CN = 100 / 10
 Flow Rate: 1.0 mL/min
 Temperature: 25
 Detection: UV-220 nm

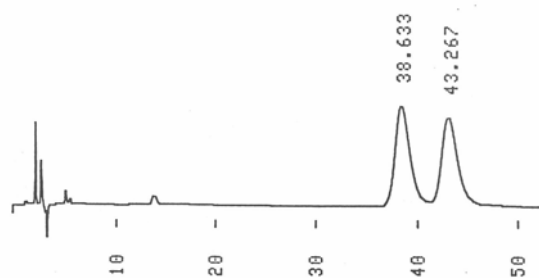
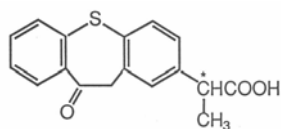
Pranoprofen



Column: ULTRON ES-OVM
 Size: 150 mm x 4.6 mm I.D.
 Mobile Phase: 20 mM KH₂PO₄ (pH 3.0) / CH₃CN = 100 / 8
 Flow Rate: 1.0 mL/min
 Temperature: 25
 Detection: UV-220 nm

Antiinflammatoryes

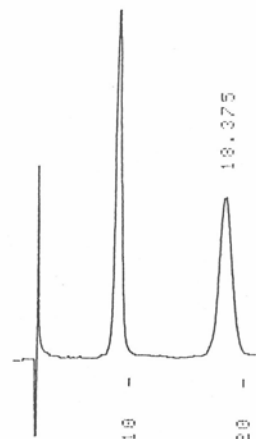
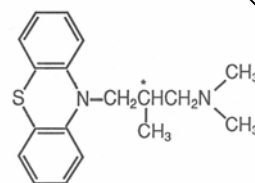
Zaltoprofen



Column: ULTRON ES-OVM
 Size: 150 mm x 6.0 mm I.D.
 Mobile Phase: 20 mM KH₂PO₄ (pH 3.0) / CH₃CN = 87 / 13
 Flow Rate: 1.2 mL/min
 Temperature: 25
 Detection: UV-220 nm

Antihistamines

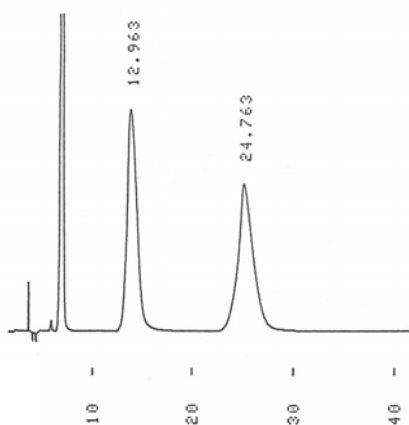
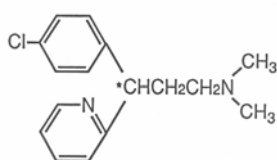
Alimemazine



Column: ULTRON ES-OVM
 Size: 150 mm x 4.6 mm I.D.
 Mobile Phase: 20 mM KH₂PO₄ (pH 4.6) / C₂H₅OH = 100 / 25
 Flow Rate: 1.0 mL/min
 Temperature: 25
 Detection: UV-220 nm


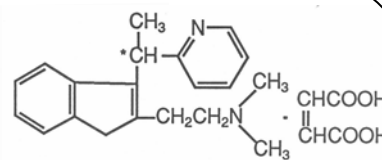
Antihistamines

Chlorpheniramine



Column: ULTRON ES-OVM
 Size: 150 mm x 4.6 mm I.D.
 Mobile Phase: 20 mM KH₂PO₄ (pH 5.0) / CH₃CN = 100 / 5
 Flow Rate: 1.0 mL/min
 Temperature: 25
 Detection: UV-220 nm

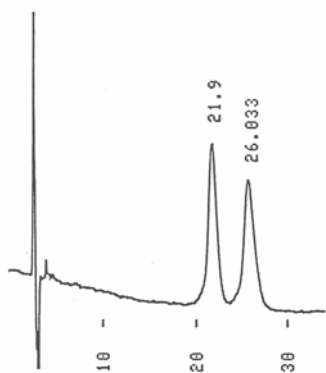
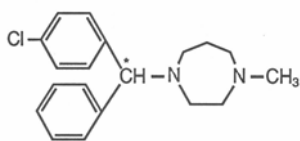
Dimethindene Maleate



Column: ULTRON ES-OVM
 Size: 150 mm x 4.6 mm I.D.
 Mobile Phase: 20 mM KH₂PO₄ (pH 4.6) / CH₃CN = 100 / 9
 Flow Rate: 1.0 mL/min
 Temperature: 25
 Detection: UV-220 nm


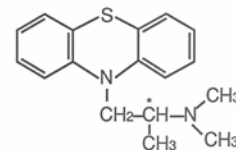
Antihistamines

Homochlorcyclizine



Column: ULTRON ES-OVM
 Size: 150 mm x 6.0 mm I.D.
 Mobile Phase: 20 mM KH₂PO₄ (pH 4.6) / C₂H₅OH = 100 / 20
 Flow Rate: 1.2 mL/min
 Temperature: 25
 Detection: UV-220 nm

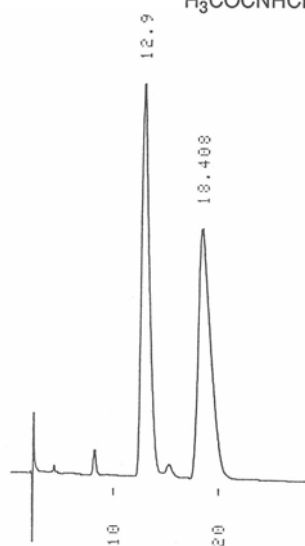
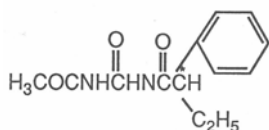
Promethazine



Column: ULTRON ES-OVM
 Size: 150 mm x 4.6 mm I.D.
 Mobile Phase: 20 mM KH₂PO₄ (pH 3.0) / CH₃CN = 100 / 5
 Flow Rate: 1.0 mL/min
 Temperature: 25
 Detection: UV-220 nm

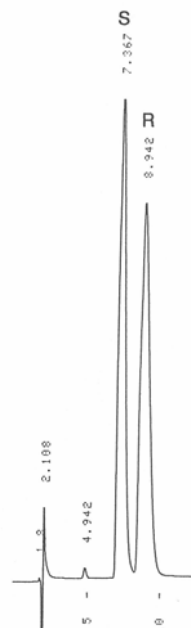
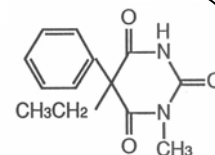
Anticonvulsants

Acetylpheneturide



Column: ULTRON ES-OVM
 Size: 150 mm x 4.6 mm I.D.
 Mobile Phase: 20 mM KH₂PO₄ (pH 4.6) / C₂H₅OH = 100 / 7.5
 Flow Rate: 1.0 mL/min
 Temperature: 25
 Detection: UV-220 nm


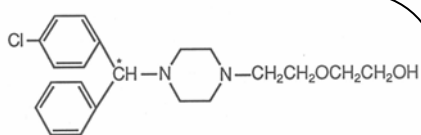
Mephobarbital



Column: ULTRON ES-OVM
 Size: 150 mm x 4.6 mm I.D.
 Mobile Phase: 20 mM KH₂PO₄ (pH 4.6) / C₂H₅OH = 100 / 10
 Flow Rate: 1.0 mL/min
 Temperature: 25
 Detection: UV-220 nm

Tranquilizers


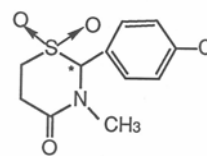
Hydroxyzine



Column: ULTRON ES-OVM
 Size: 150 mm x 4.6 mm I.D.
 Mobile Phase: 20 mM KH₂PO₄ (pH 4.6) / CH₃CN = 100 / 10
 Flow Rate: 1.0 mL/min
 Temperature: 25
 Detection: UV-220 nm

Skeletal Muscle Relaxants

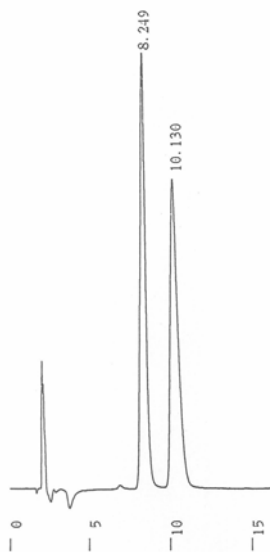
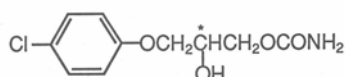
Chlormezanone



Column: ULTRON ES-OVM
 Size: 150 mm x 4.6 mm I.D.
 Mobile Phase: 20 mM KH₂PO₄ (pH 4.6) / CH₃CN = 100 / 10
 Flow Rate: 1.0 mL/min
 Temperature: 25
 Detection: UV-220 nm

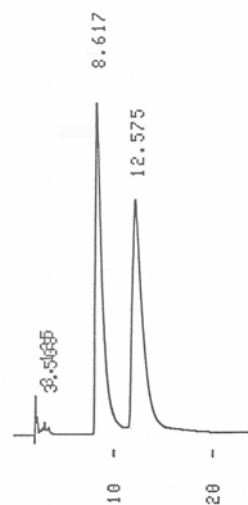
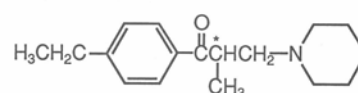
Skeletal Muscle Relaxants

Chlorphenesin



Column: ULTRON ES-OVM
 Size: 150 mm x 4.6 mm I.D.
 Mobile Phase: 20 mM KH₂PO₄ (pH 5.5)
 Flow Rate: 1.0 mL/min
 Temperature: 25
 Detection: UV-220 nm

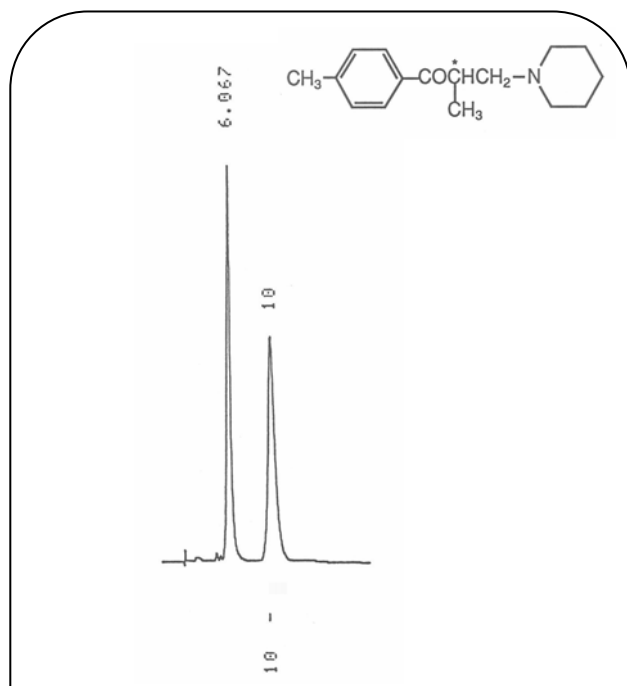
Eperisone



Column: ULTRON ES-OVM
 Size: 150 mm x 4.6 mm I.D.
 Mobile Phase: 20 mM KH₂PO₄ (pH 5.5) / C₂H₅OH = 100 / 5
 Flow Rate: 1.0 mL/min
 Temperature: 25
 Detection: UV-220 nm

Skeletal Muscle Relaxants

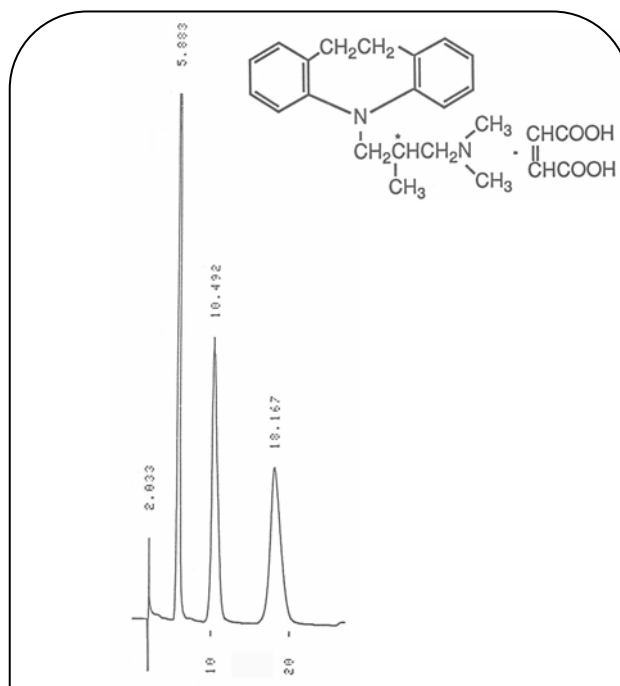
Tolperisone



Column: ULTRON ES-OVM
 Size: 150 mm x 4.6 mm I.D.
 Mobile Phase: 20 mM KH₂PO₄ (pH 5.5) / C₂H₅OH = 100 / 10
 Flow Rate: 1.0 mL/min
 Temperature: 25
 Detection: UV-220 nm

Antidepressants

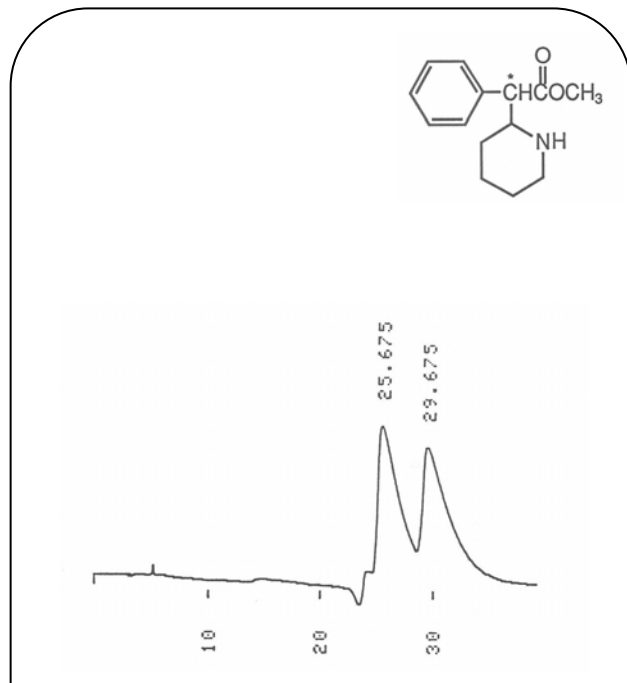
Trimipramine Maleate



Column: ULTRON ES-OVM
 Size: 150 mm x 4.6 mm I.D.
 Mobile Phase: 20 mM KH₂PO₄ (pH 4.5) / C₂H₅OH = 100 / 30
 Flow Rate: 1.0 mL/min
 Temperature: 25
 Detection: UV-220 nm

Central Nervous System Stimulants

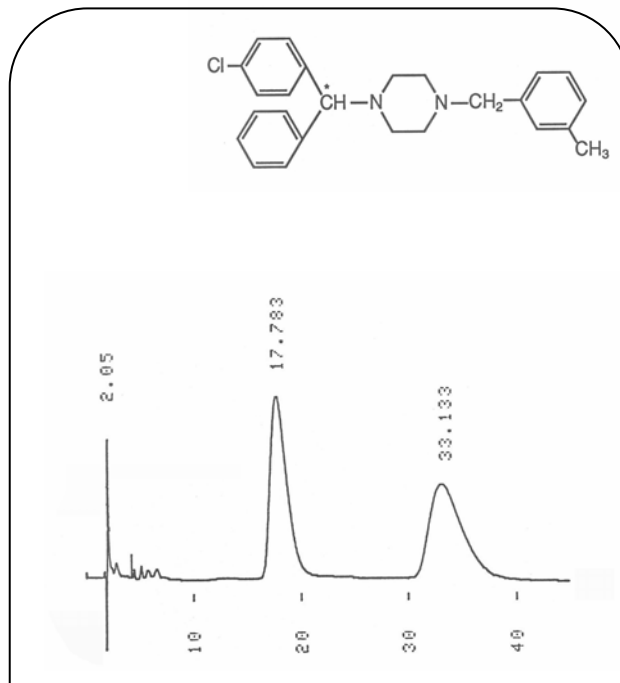
Methylphenidate



Column: ULTRON ES-OVM
 Size: 150 mm x 4.6 mm I.D.
 Mobile Phase: 20 mM KH₂PO₄ (pH 5.7)
 Flow Rate: 1.0 mL/min
 Temperature: 25
 Detection: UV-220 nm

Drugs Used in Vertigo

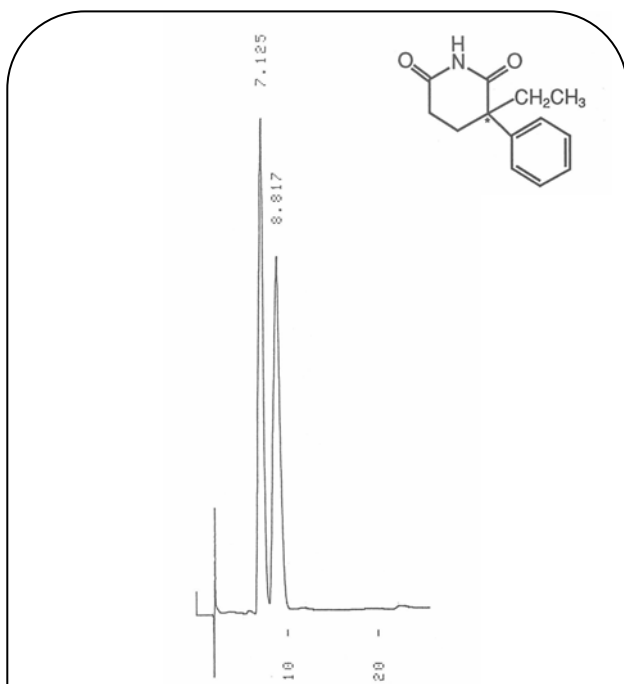
Meclizine



Column: ULTRON ES-OVM
 Size: 150 mm x 4.6 mm I.D.
 Mobile Phase: 20 mM KH₂PO₄ (pH 4.6) / C₂H₅OH = 100 / 35
 Flow Rate: 1.0 mL/min
 Temperature: 25
 Detection: UV-220 nm

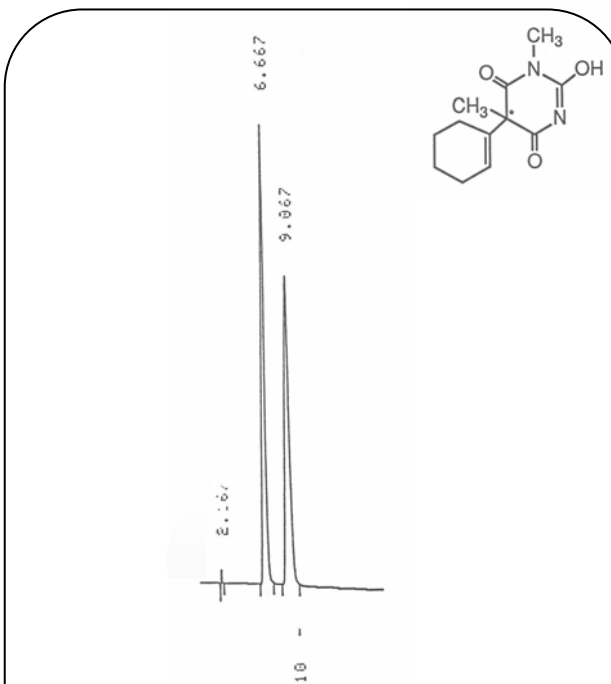
Hypnotics

Glutethimide



Column: ULTRON ES-OVM
 Size: 150 mm x 4.6 mm I.D.
 Mobile Phase: 20 mM KH₂PO₄ (pH 4.6) / C₂H₅OH = 100 / 10
 Flow Rate: 1.0 mL/min
 Temperature: 25
 Detection: UV-220 nm

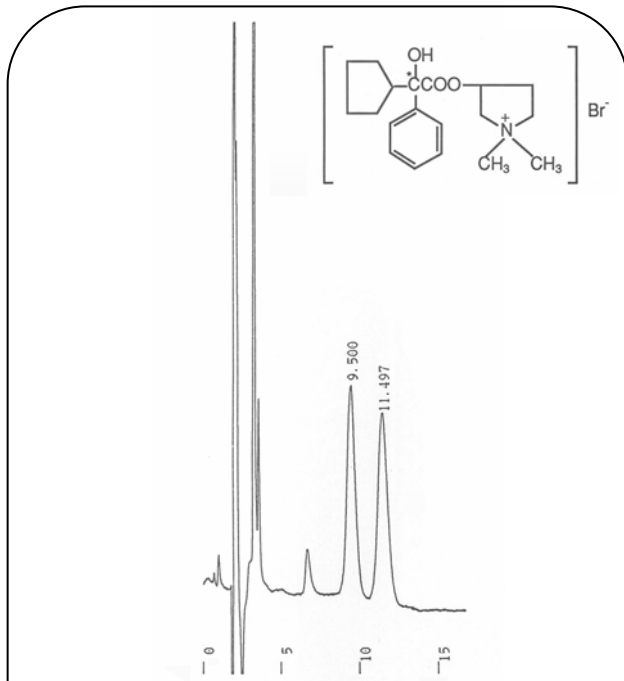
Hexobarbital



Column: ULTRON ES-OVM
 Size: 150 mm x 4.6 mm I.D.
 Mobile Phase: 20 mM KH₂PO₄ (pH 6.0) / C₂H₅OH = 100 / 5
 Flow Rate: 1.0 mL/min
 Temperature: 25
 Detection: UV-220 nm

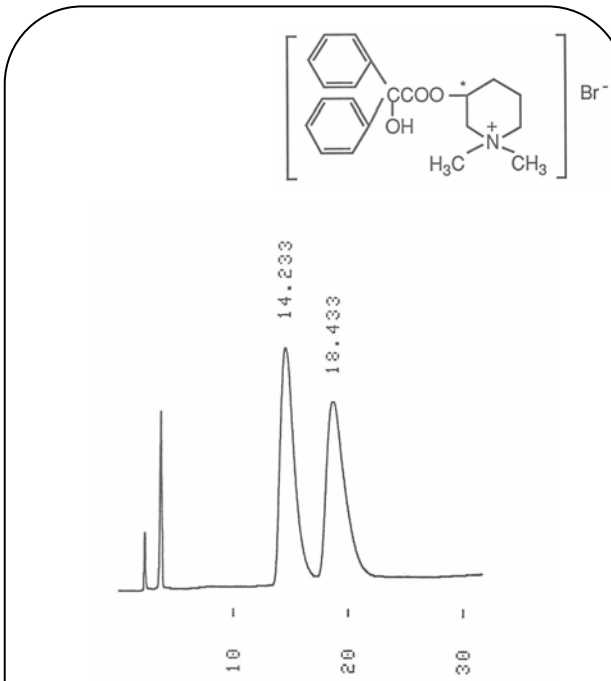
Anticholinergics

Glycopyrronium Bromide



Column: ULTRON ES-OVM
 Size: 150 mm x 4.6 mm I.D.
 Mobile Phase: 20 mM KH₂PO₄ (pH 5.5) / C₂H₅OH = 100 / 2
 Flow Rate: 1.0 mL/min
 Temperature: 25
 Detection: UV-220 nm

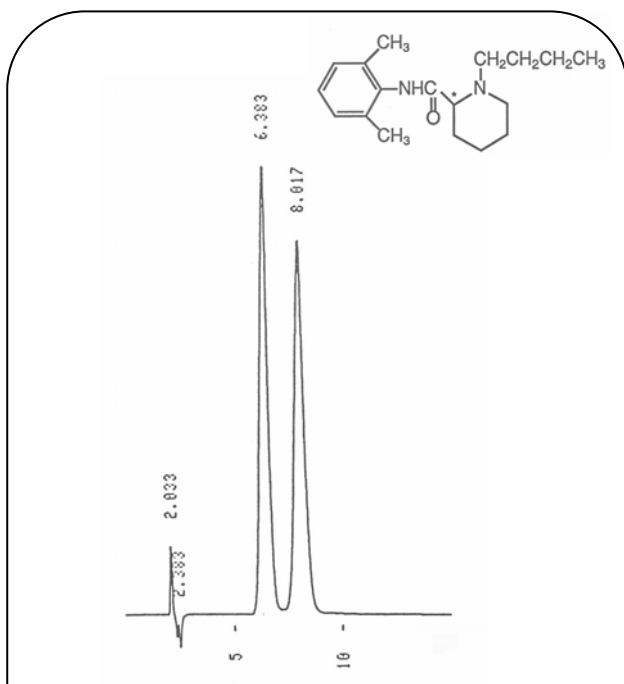
Mepenzolate Bromide



Column: ULTRON ES-OVM
 Size: 150 mm x 4.6 mm I.D.
 Mobile Phase: 20 mM KH₂PO₄ (pH 4.6)
 Flow Rate: 1.0 mL/min
 Temperature: 25
 Detection: UV-220 nm

Local Anesthetics

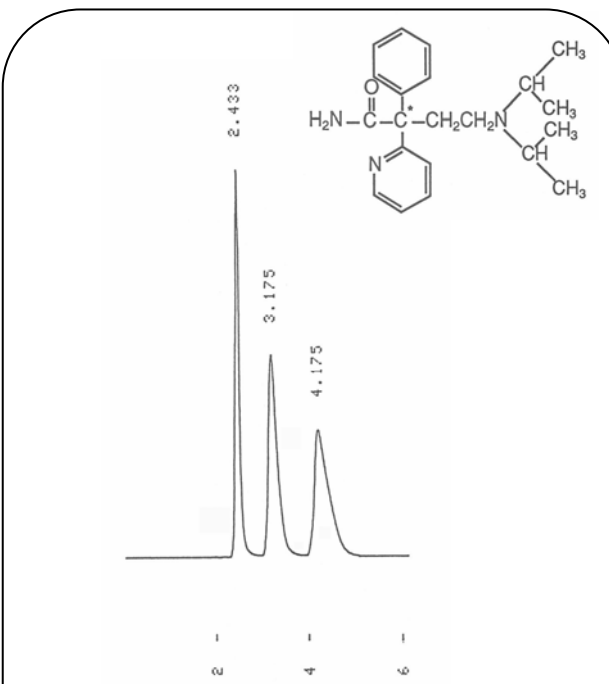
Bupivacaine



Column: ULTRON ES-OVM
 Size: 150 mm x 4.6 mm I.D.
 Mobile Phase: 20 mM KH_2PO_4 (pH 5.5) / CH_3CN = 100 / 10
 Flow Rate: 1.0 mL/min
 Temperature: 25
 Detection: UV-220 nm

Antidysrhythmics

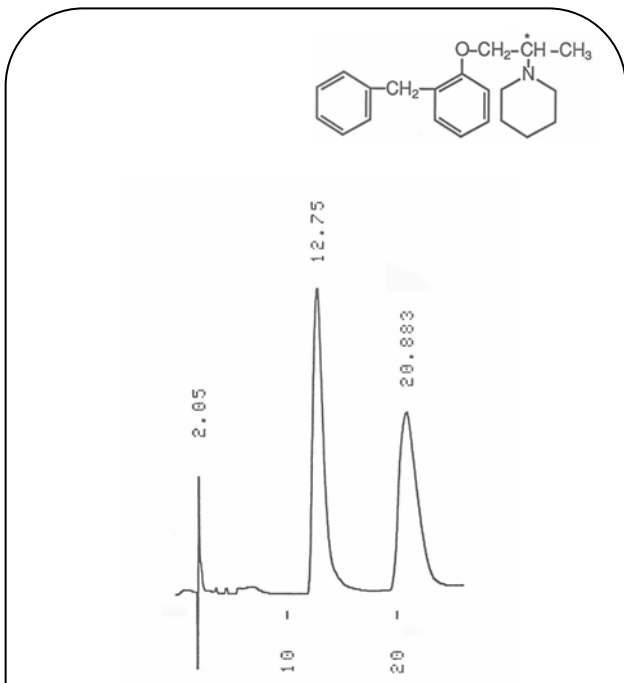
Disopyramid



Column: ULTRON ES-OVM
 Size: 150 mm x 4.6 mm I.D.
 Mobile Phase: 20 mM KH_2PO_4 (pH 5.5) / $\text{C}_2\text{H}_5\text{OH}$ = 100 / 10
 Flow Rate: 1.0 mL/min
 Temperature: 25
 Detection: UV-220 nm

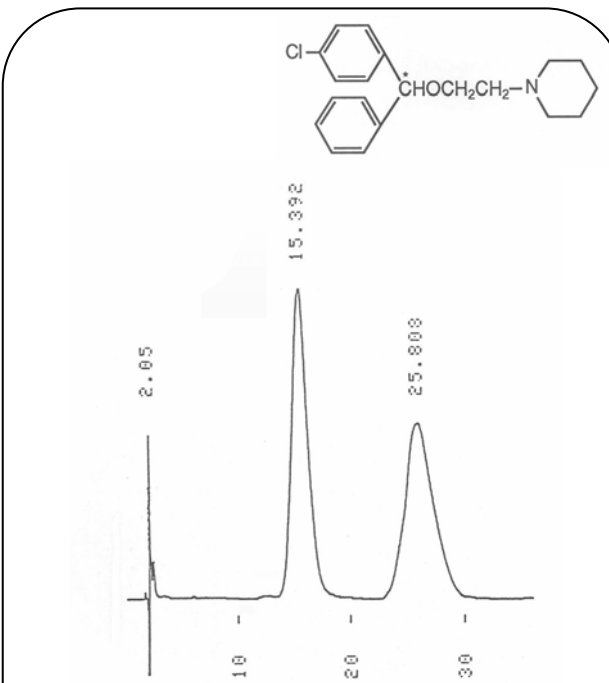
Antitussives

Benproperine



Column: ULTRON ES-OVM
 Size: 150 mm x 4.6 mm I.D.
 Mobile Phase: 20 mM KH_2PO_4 (pH 4.6) / $\text{C}_2\text{H}_5\text{OH}$ = 100 / 20
 Flow Rate: 1.0 mL/min
 Temperature: 25
 Detection: UV-220 nm


Cloperastin



Column: ULTRON ES-OVM
 Size: 150 mm x 4.6 mm I.D.
 Mobile Phase: 20 mM KH_2PO_4 (pH 4.6) / $\text{C}_2\text{H}_5\text{OH}$ = 100 / 15
 Flow Rate: 1.0 mL/min
 Temperature: 25
 Detection: UV-220 nm

Diuretics

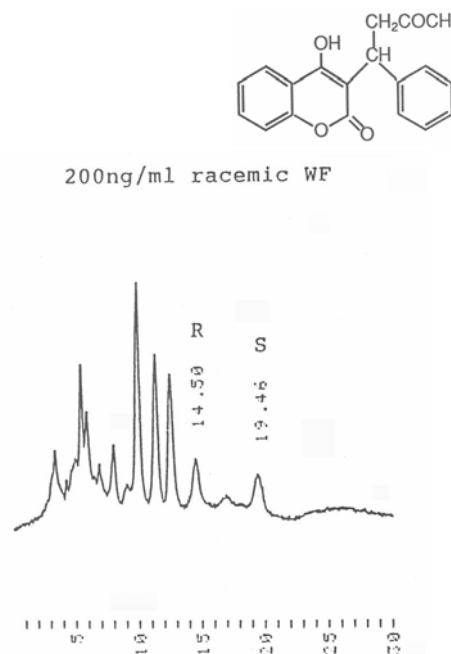
Ethiazide



Column: ULTRON ES-OVM
 Size: 150 mm x 4.6 mm I.D.
 Mobile Phase: 20 mM KH_2PO_4 (pH 4.6)
 Flow Rate: 1.0 mL/min
 Temperature: 25
 Detection: UV-220 nm

Oral Anticoagulants

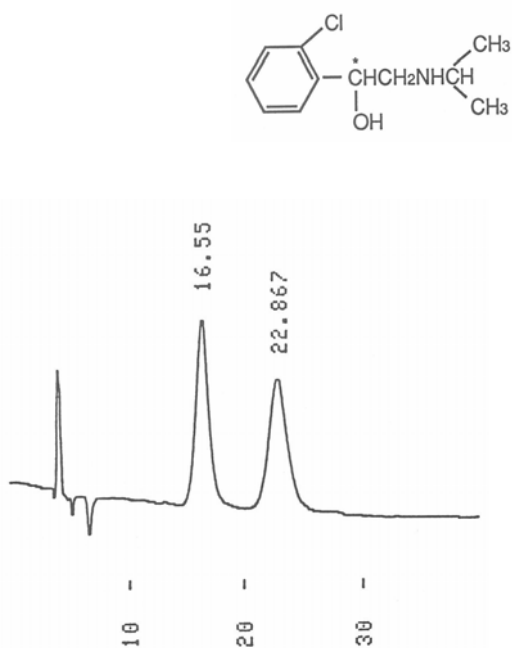
Warfarin



Column: ULTRON ES-OVM
 Size: 150 mm x 4.6 mm I.D.
 Mobile Phase: 20 mM KH_2PO_4 (pH 3.0) / CH_3CN = 100 / 15
 Flow Rate: 0.1 mL/min
 Temperature: 25
 Detection: UV-305 nm

Bronchodilators

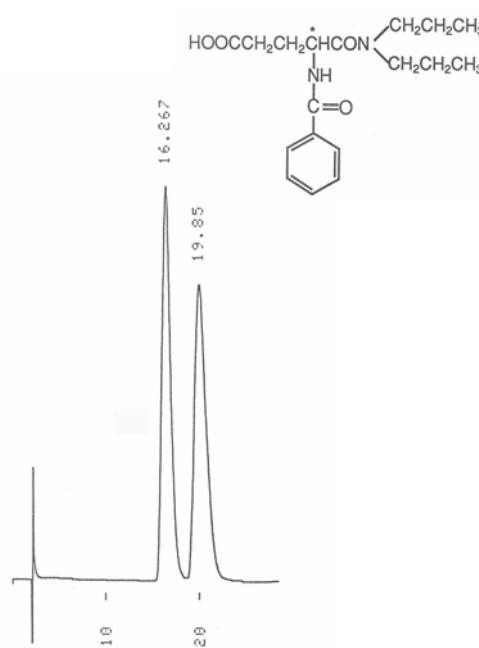
Clorprenaline



Column: ULTRON ES-OVM
 Size: 150 mm x 4.6 mm I.D.
 Mobile Phase: 20 mM KH_2PO_4 (pH 5.5) / $\text{C}_2\text{H}_5\text{OH}$ = 100 / 3
 Flow Rate: 1.0 mL/min
 Temperature: 25
 Detection: UV-220 nm

Drugs in Peptic Ulcer

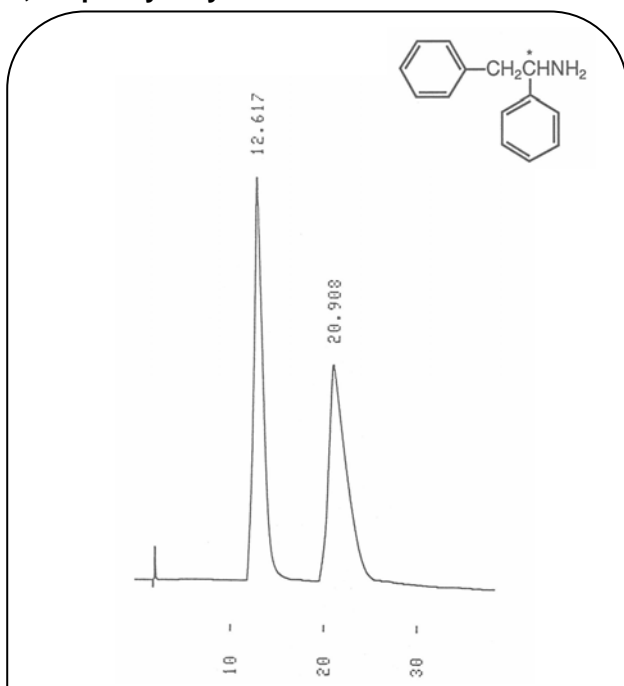
Proglumide



Column: ULTRON ES-OVM
 Size: 150 mm x 4.6 mm I.D.
 Mobile Phase: 20 mM KH_2PO_4 (pH 4.6) / $\text{C}_2\text{H}_5\text{OH}$ = 100 / 20
 Flow Rate: 1.0 mL/min
 Temperature: 25
 Detection: UV-220 nm

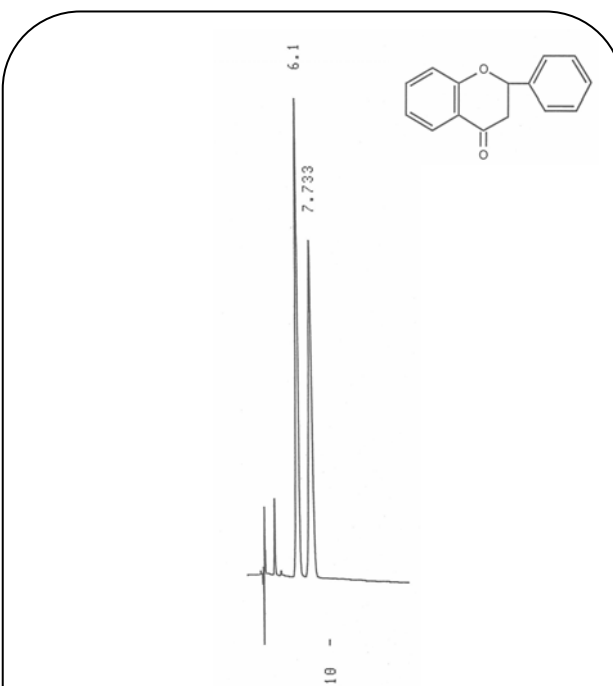
Others

1,2-Diphenylethylamine



Column: ULTRON ES-OVM
 Size: 150 mm x 4.6 mm I.D.
 Mobile Phase: 20 mM KH_2PO_4 (pH 5.5)
 Flow Rate: 1.0 mL/min
 Temperature: 25
 Detection: UV-220 nm

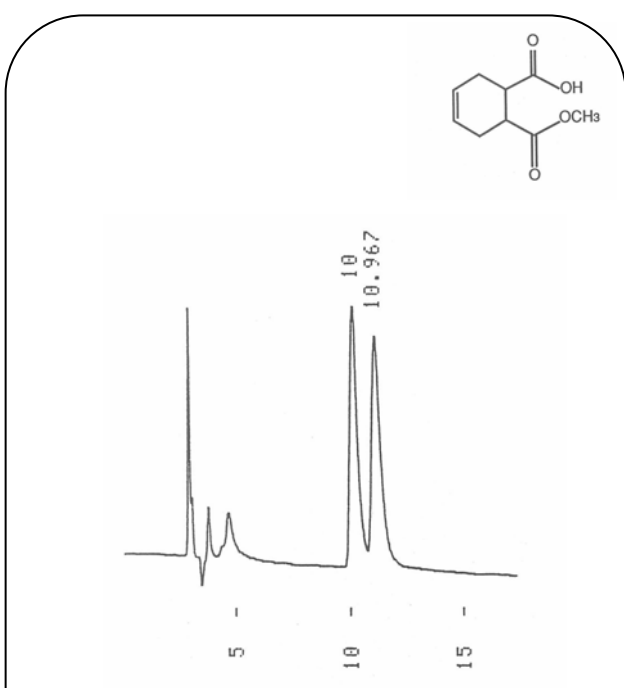
Flavanone



Column: ULTRON ES-OVM
 Size: 150 mm x 4.6 mm I.D.
 Mobile Phase: 20 mM KH_2PO_4 (pH 4.6) / CH_3CN = 100 / 30
 Flow Rate: 1.0 mL/min
 Temperature: 25
 Detection: UV-254 nm

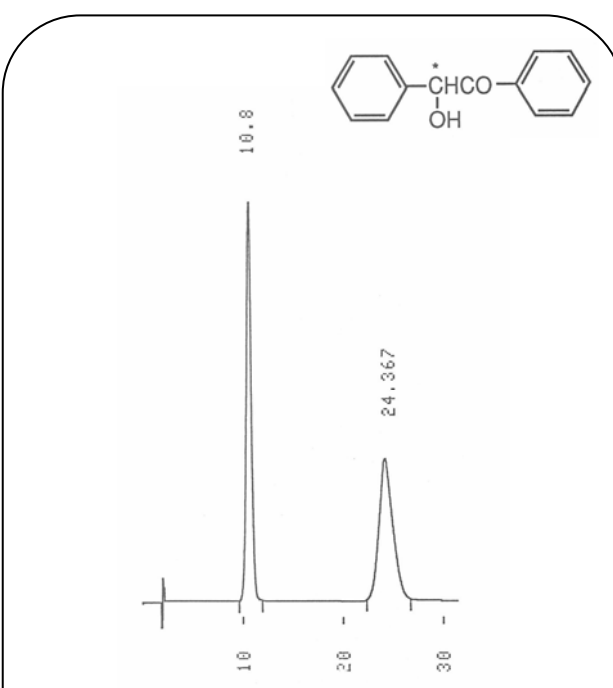
Others

(1S,2R)-1-Methyl-cis-1,2,3,6-tetrahydrophthalate



Column: ULTRON ES-OVM
 Size: 150 mm x 4.6 mm I.D.
 Mobile Phase: 20 mM KH_2PO_4 (pH 4.0) / CH_3CN = 100 / 5
 Flow Rate: 1.0 mL/min
 Temperature: 25
 Detection: UV-220 nm

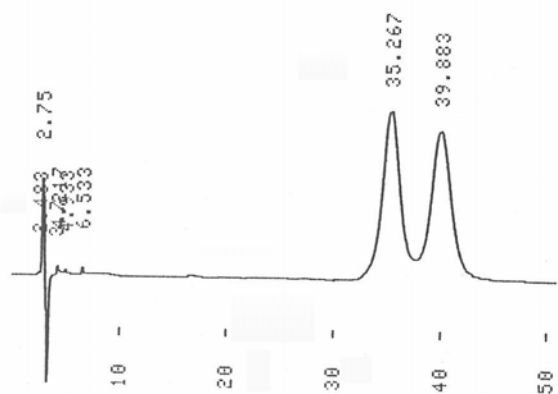
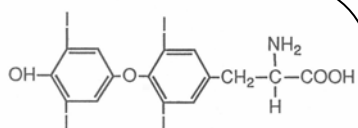
Benzoin



Column: ULTRON ES-OVM
 Size: 150 mm x 4.6 mm I.D.
 Mobile Phase: 20 mM KH_2PO_4 (pH 4.6) / $\text{C}_2\text{H}_5\text{OH}$ = 100 / 10
 Flow Rate: 1.0 mL/min
 Temperature: 25
 Detection: UV-250 nm

Others

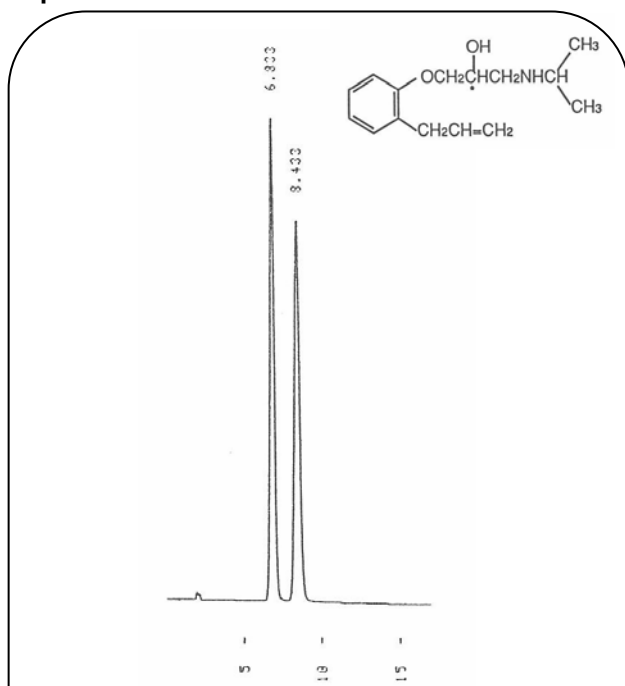
Thyroxine



Column: ULTRON ES-OVM
 Size: 150 mm x 4.6 mm I.D.
 Mobile Phase: 20 mM KH₂PO₄ (pH 4.6) / CH₃CN = 100 / 20
 Flow Rate: 1.2 mL/min
 Temperature: 15
 Detection: UV-220 nm

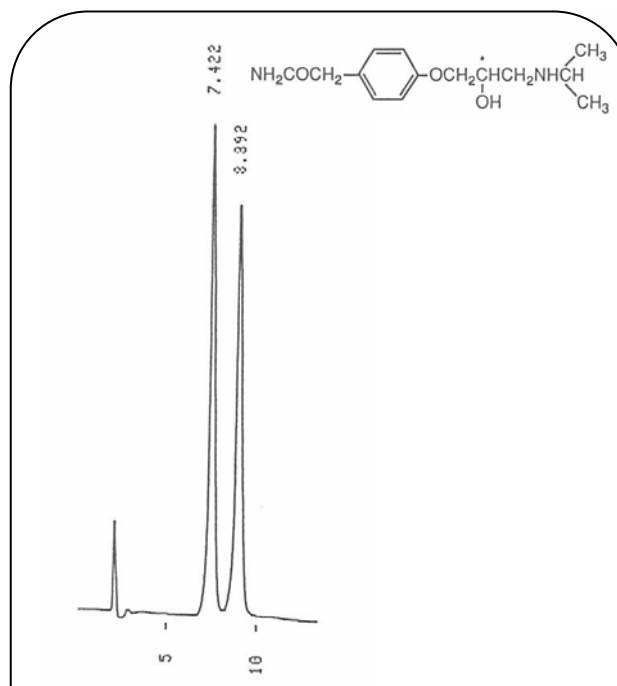
-Blockers

Alprenolol



Column: ULTRON ES-PEPSIN
 Size: 150 mm x 4.6 mm I.D.
 Mobile Phase: 20 mM KH₂PO₄ (pH 5.0) / C₂H₅OH = 95 / 5
 Flow Rate: 1.0 mL/min
 Temperature: 25
 Detection: UV-220 nm

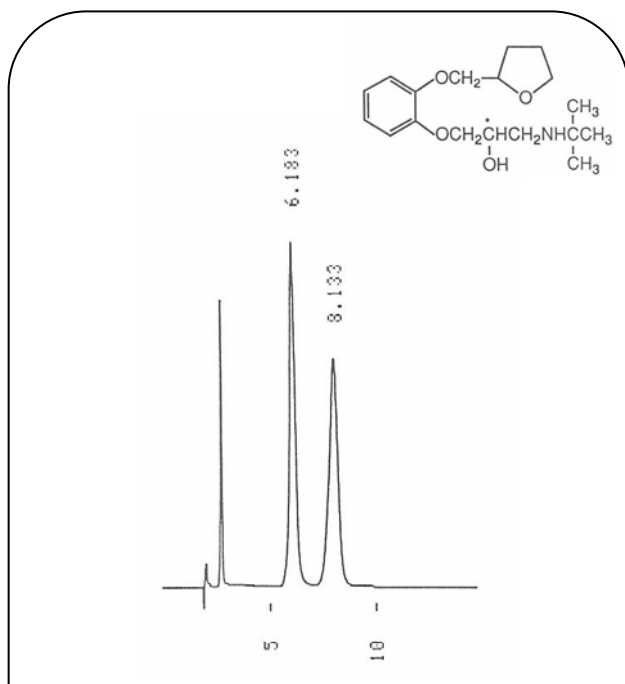
Atenolol



Column: ULTRON ES-PEPSIN
 Size: 150 mm x 4.6 mm I.D.
 Mobile Phase: 20 mM KH₂PO₄ (pH 6.0) / C₂H₅OH = 99 / 1
 Flow Rate: 1.0 mL/min
 Temperature: 25
 Detection: UV-220 nm

-Blockers

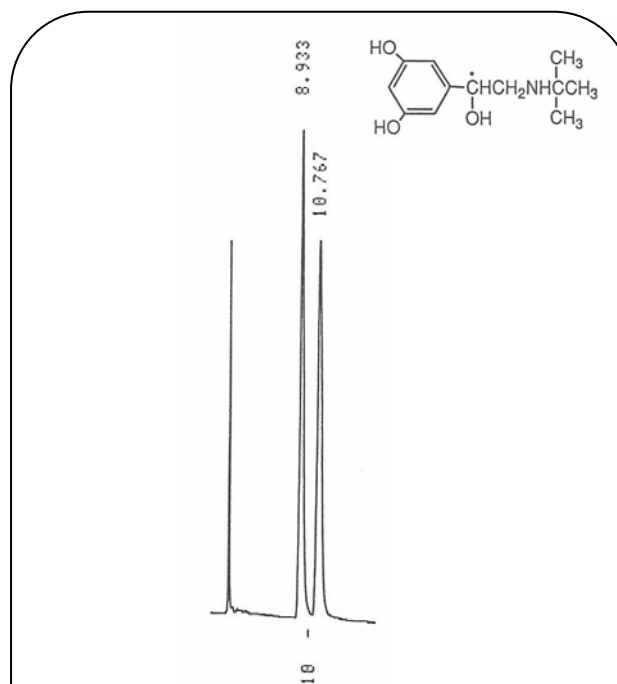
Bunitrolol



Column: ULTRON ES-PEPSIN
 Size: 150 mm x 4.6 mm I.D.
 Mobile Phase: 20 mM KH₂PO₄ (pH 5.0) / C₂H₅OH = 95 / 5
 Flow Rate: 1.0 mL/min
 Temperature: 25
 Detection: UV-220 nm

Bronchodilators

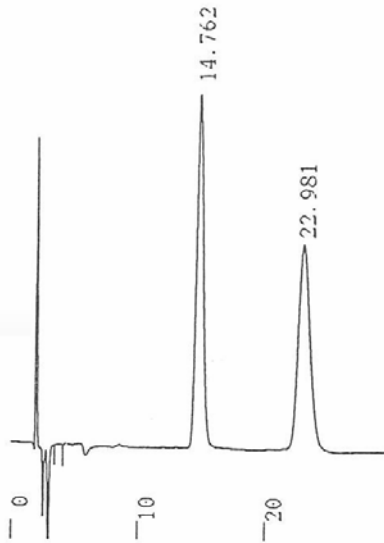
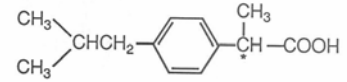
Terbutaline



Column: ULTRON ES-PEPSIN
 Size: 150 mm x 4.6 mm I.D.
 Mobile Phase: 20 mM KH₂PO₄ (pH 6.0)
 Flow Rate: 1.0 mL/min
 Temperature: 25
 Detection: UV-220 nm

Antiinflammatoryes

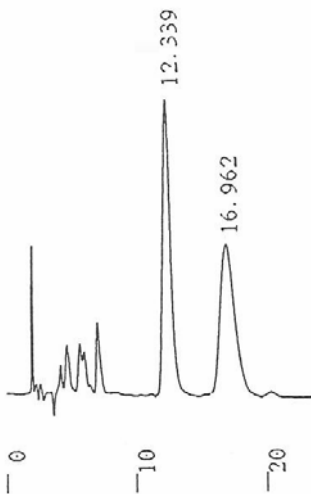
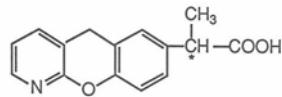
Ibuprofen



Column: ULTRON ES-BSA
 Size: 150 mm x 4.6 mm I.D.
 Mobile Phase: 20 mM KH₂PO₄ (pH 7.0) / 1-Propanol / Caprylic Acid = 98 / 2 / 0.08
 Flow Rate: 1.0 mL/min
 Temperature: 25
 Detection: UV-220 nm

Antiinflammatoryes

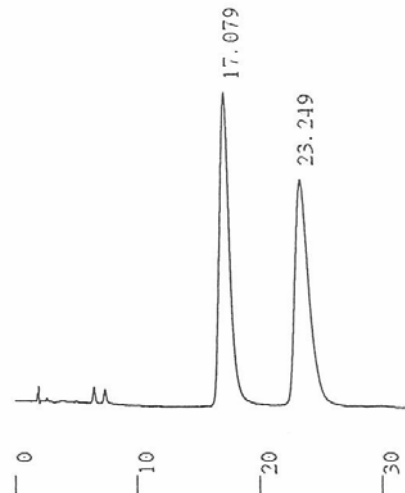
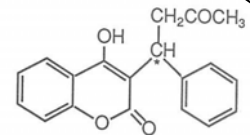
Pranoprofen



Column: ULTRON ES-BSA
 Size: 150 mm x 4.6 mm I.D.
 Mobile Phase: 20 mM KH₂PO₄ (pH 7.0) / 1-Propanol / Caprylic Acid = 98 / 2 / 0.01
 Flow Rate: 1.0 mL/min
 Temperature: 25
 Detection: UV-220 nm

Oral Anticoagulants

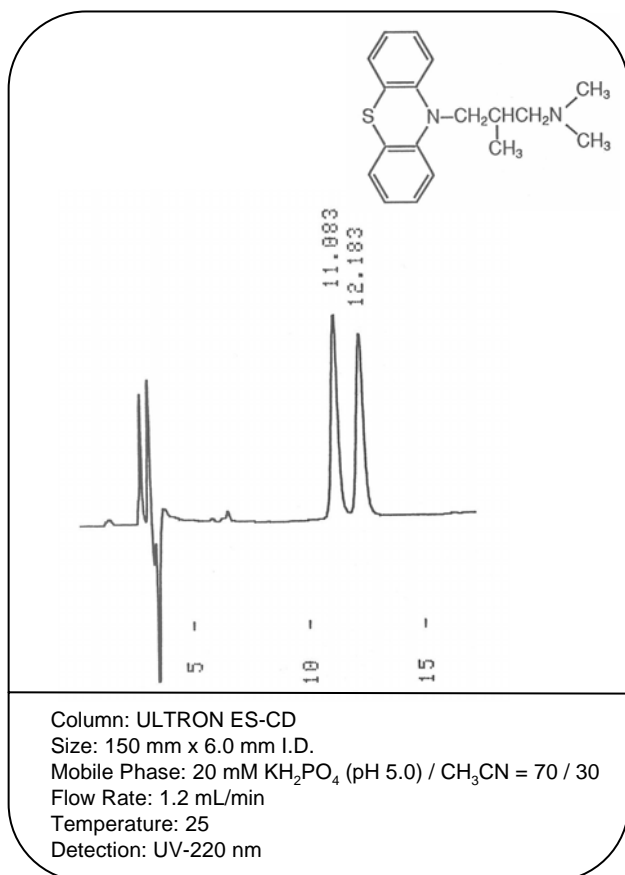
Warfarin



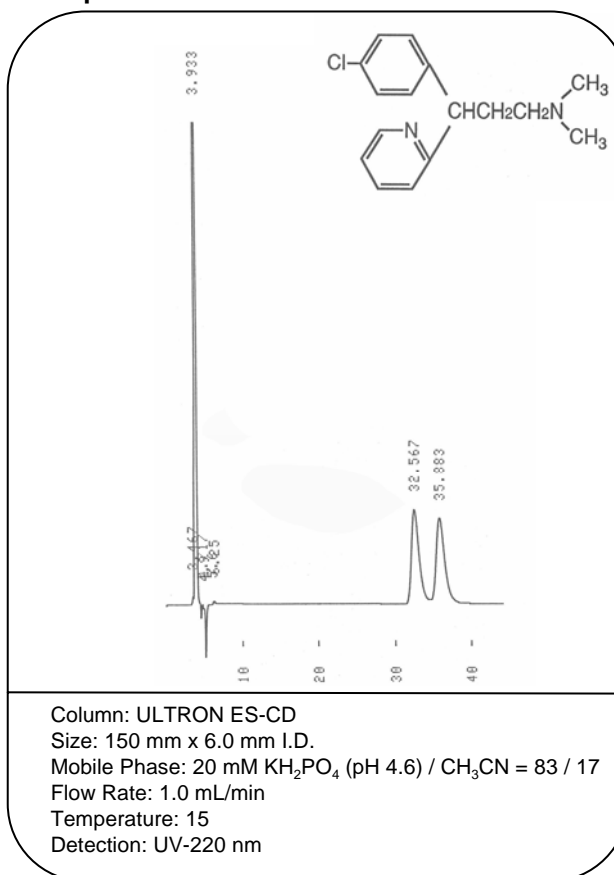
Column: ULTRON ES-BSA
 Size: 150 mm x 4.6 mm I.D.
 Mobile Phase: 20 mM KH₂PO₄ (pH 7.0) / 1-Propanol / Caprylic Acid = 98 / 2 / 0.01
 Flow Rate: 1.0 mL/min
 Temperature: 25
 Detection: UV-220 nm

Antihistamines

Alimemazine

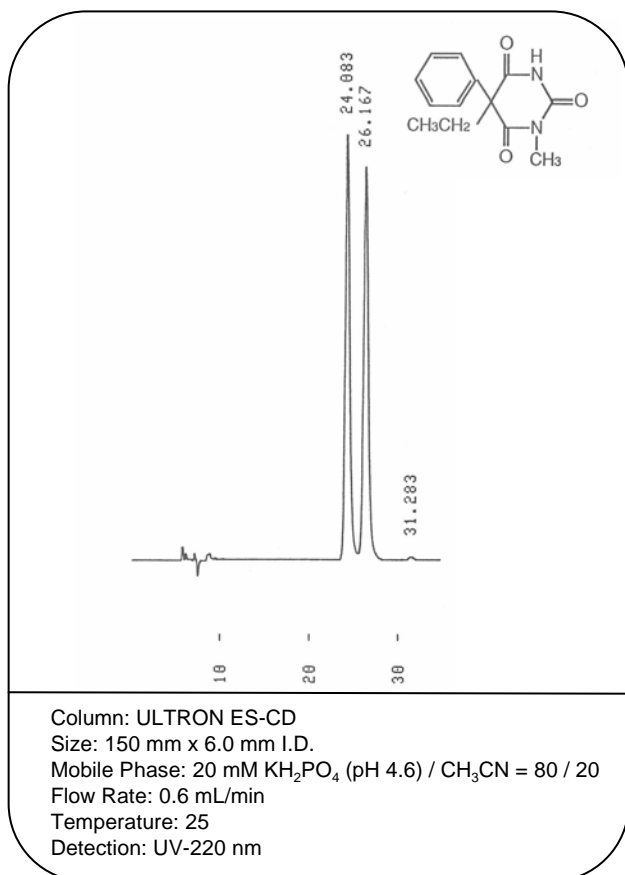


Chlorpheniramine



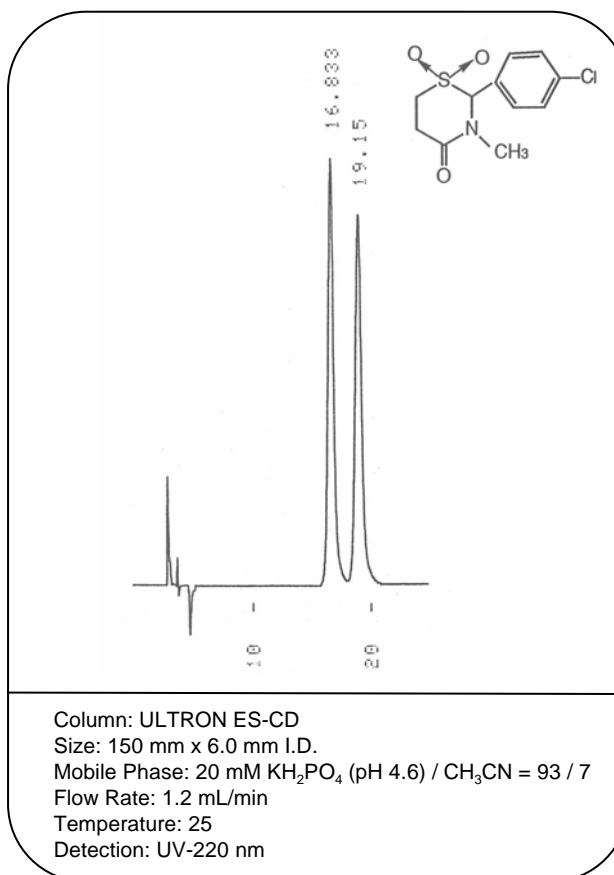
Anticonvulsants

Mephobarbital



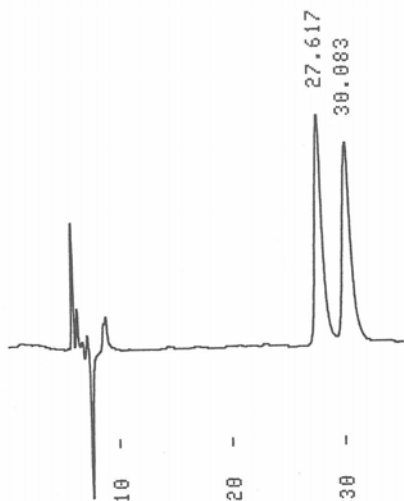
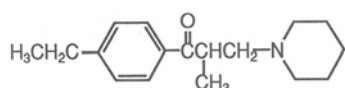
Skeletal Muscle Relaxants

Chlormezanone




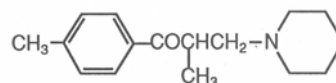
Skeletal Muscle Relaxants

Eperisone



Column: ULTRON ES-CD
 Size: 150 mm x 6.0 mm I.D.
 Mobile Phase: 20 mM KH₂PO₄ (pH 4.6) / CH₃CN = 80 / 20
 Flow Rate: 0.6 mL/min
 Temperature: 25
 Detection: UV-220 nm


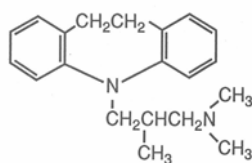
Tolperisone



Column: ULTRON ES-CD
 Size: 150 mm x 6.0 mm I.D.
 Mobile Phase: 20 mM KH₂PO₄ (pH 4.6) / CH₃CN = 85 / 15
 Flow Rate: 1.2 mL/min
 Temperature: 7
 Detection: UV-220 nm

Antidepressants

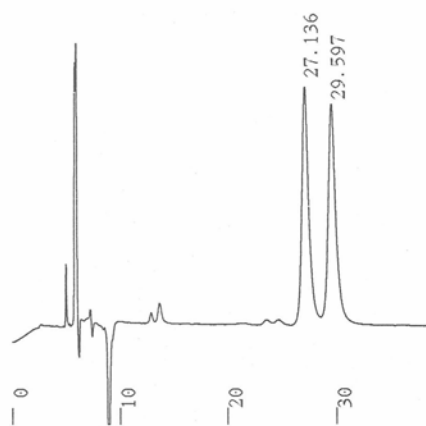
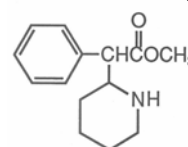
Trimipramine Maleate



Column: ULTRON ES-CD
 Size: 150 mm x 6.0 mm I.D.
 Mobile Phase: 20 mM KH₂PO₄ (pH 4.6) / CH₃CN = 75 / 25
 Flow Rate: 1.2 mL/min
 Temperature: 25
 Detection: UV-220 nm

Central Nervous System Stimulants

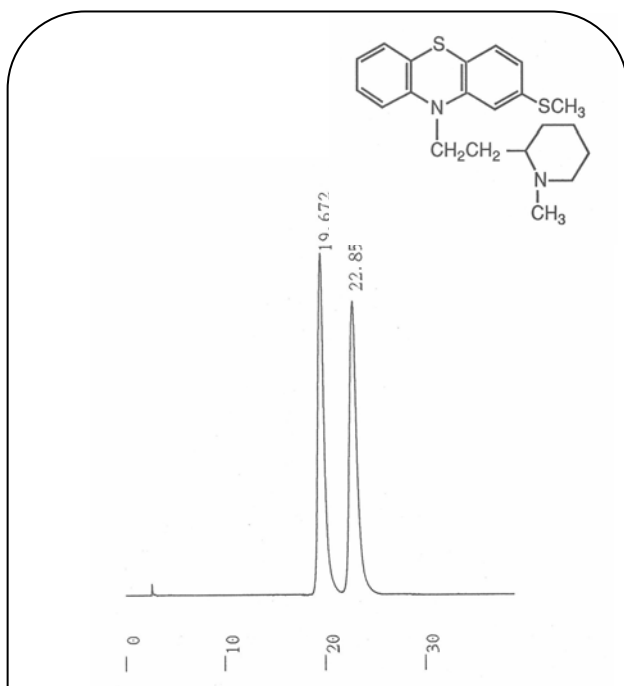
Methylphenidate



Column: ULTRON ES-CD
 Size: 150 mm x 6.0 mm I.D.
 Mobile Phase: 20 mM KH₂PO₄ (pH 6.0) / CH₃CN = 90 / 10
 Flow Rate: 1.2 mL/min
 Temperature: 25
 Detection: UV-220 nm

Antipsychotic Drug

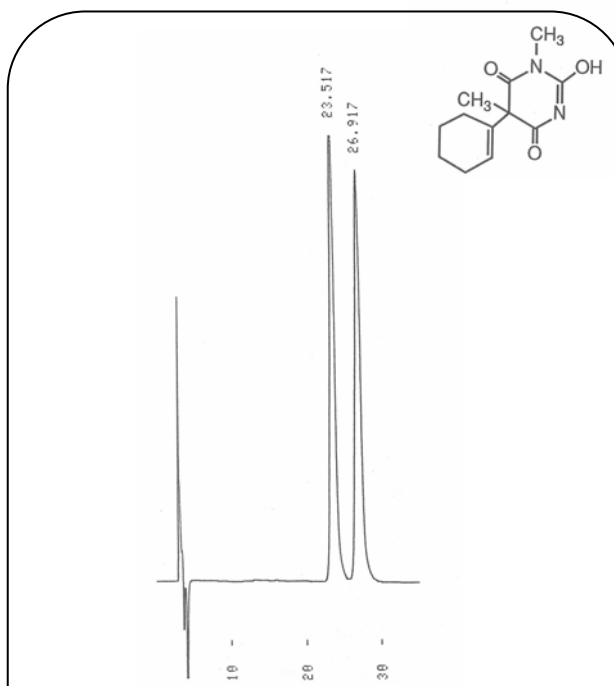
Thioridazine



Column: ULTRON ES-CD
 Size: 150 mm x 6.0 mm I.D.
 Mobile Phase: 20 mM KH₂PO₄ (pH 4.6) / CH₃CN = 75 / 25
 Flow Rate: 1.2 mL/min
 Temperature: 25
 Detection: UV-220 nm

Hypnotics

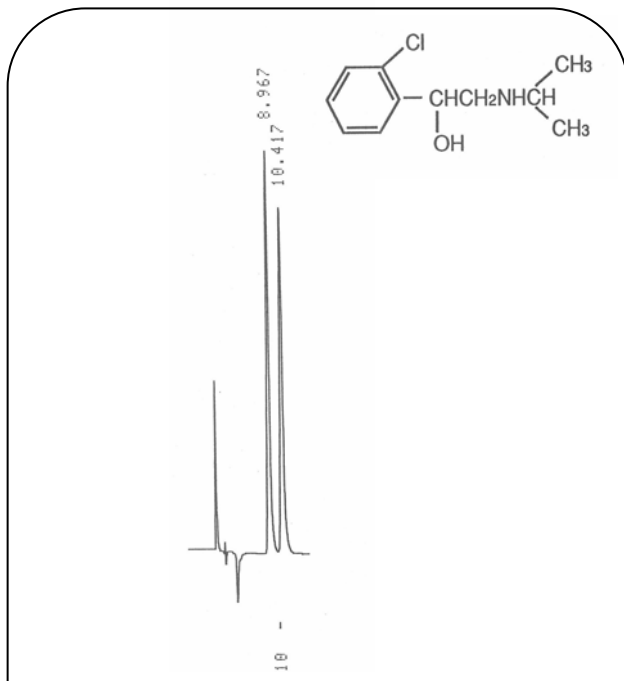
Hexobarbital



Column: ULTRON ES-CD
 Size: 150 mm x 6.0 mm I.D.
 Mobile Phase: 20 mM KH₂PO₄ (pH 4.6) / CH₃CN = 83 / 17
 Flow Rate: 1.2 mL/min
 Temperature: 25
 Detection: UV-220 nm

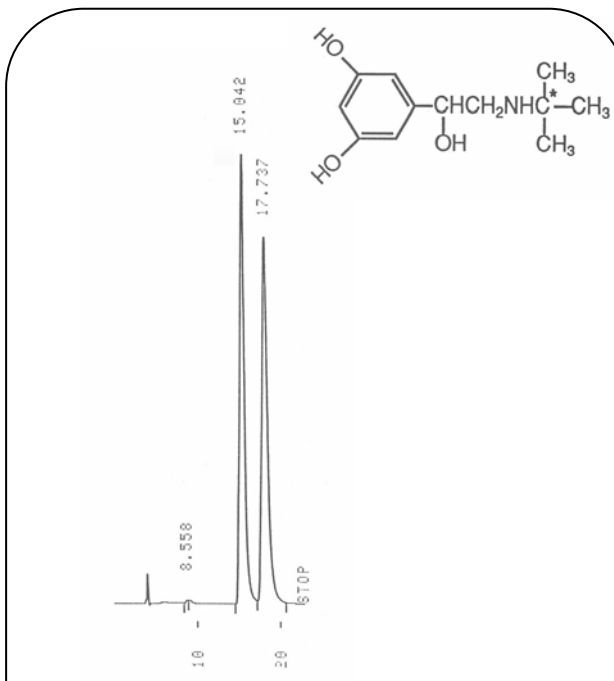
Bronchodilators

Clorprenaline



Column: ULTRON ES-CD
 Size: 150 mm x 6.0 mm I.D.
 Mobile Phase: 20 mM KH₂PO₄ (pH 4.6) / CH₃CN = 94 / 6
 Flow Rate: 1.2 mL/min
 Temperature: 25
 Detection: UV-220 nm

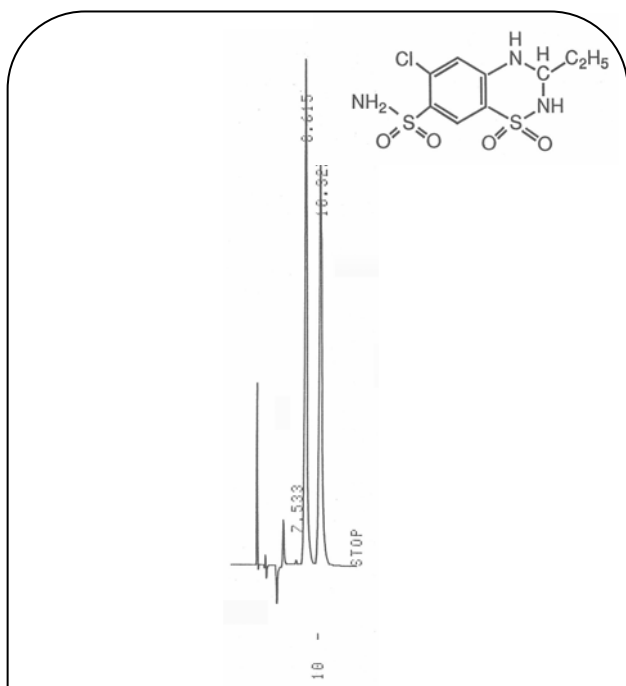
Terbutaline



Column: ULTRON ES-CD
 Size: 150 mm x 6.0 mm I.D.
 Mobile Phase: 20 mM KH₂PO₄ (pH 6.0) / CH₃CN = 99 / 1
 Flow Rate: 1.2 mL/min
 Temperature: 25
 Detection: UV-220 nm

Diuretics

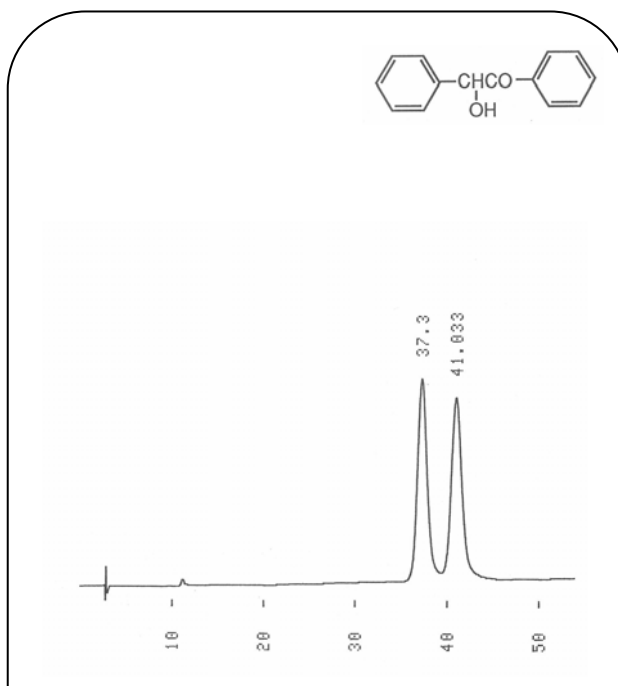
Ethiazide



Column: ULTRON ES-CD
 Size: 150 mm x 6.0 mm I.D.
 Mobile Phase: 20 mM KH₂PO₄ (pH 4.6) / CH₃CN = 92.5 / 7.5
 Flow Rate: 1.2 mL/min
 Temperature: 25
 Detection: UV-220 nm

Others

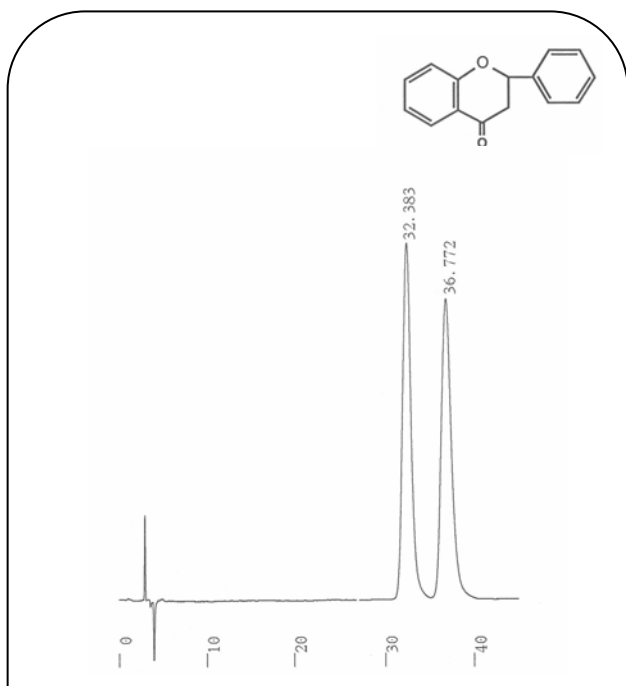
Benzoin



Column: ULTRON ES-CD
 Size: 150 mm x 6.0 mm I.D.
 Mobile Phase: 20 mM KH₂PO₄ (pH 4.6) / CH₃CN = 88 / 12
 Flow Rate: 1.2 mL/min
 Temperature: 25
 Detection: UV-220 nm

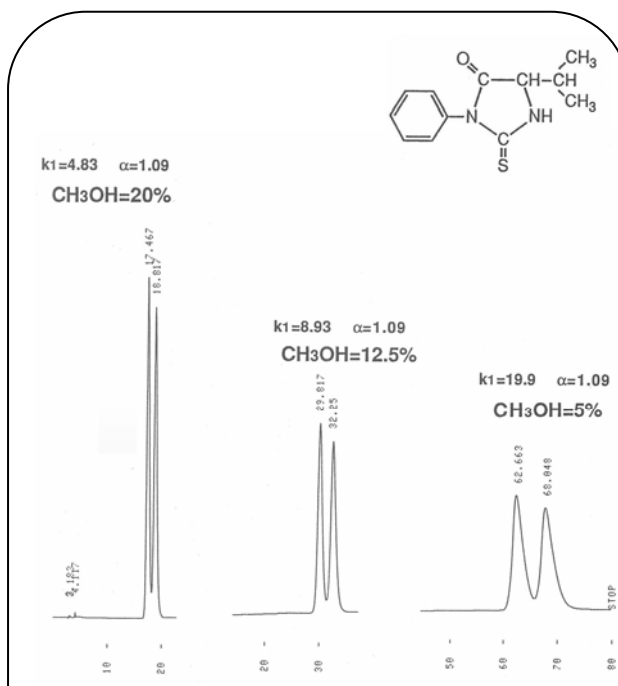
Others

Flavanone



Column: ULTRON ES-CD
 Size: 150 mm x 6.0 mm I.D.
 Mobile Phase: 20 mM KH₂PO₄ (pH 4.6) / CH₃CN = 80 / 20
 Flow Rate: 1.2 mL/min
 Temperature: 25
 Detection: UV-220 nm

PTH-Valine



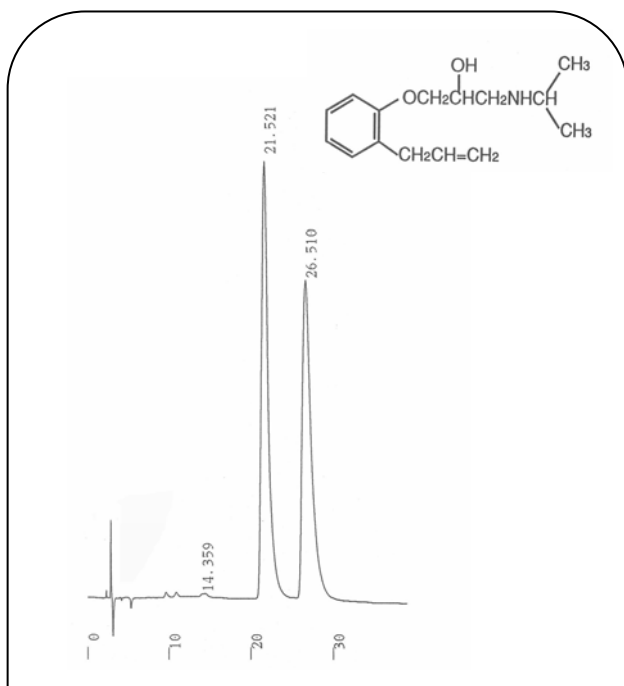
Column: ULTRON ES-CD
 Size: 150 mm x 6.0 mm I.D.
 Mobile Phase: 20 mM KH₂PO₄ (pH 3.0) / CH₃CN
 Flow Rate: 1.2 mL/min
 Temperature: 25
 Detection: UV-220 nm

Peak data for PTH-Valine:

Retention Time (min)	k ₁	α	Mobile Phase (CH ₃ OH)
18.817	4.83	1.09	20%
25.817	8.93	1.09	12.5%
62.663	19.9	1.09	5%

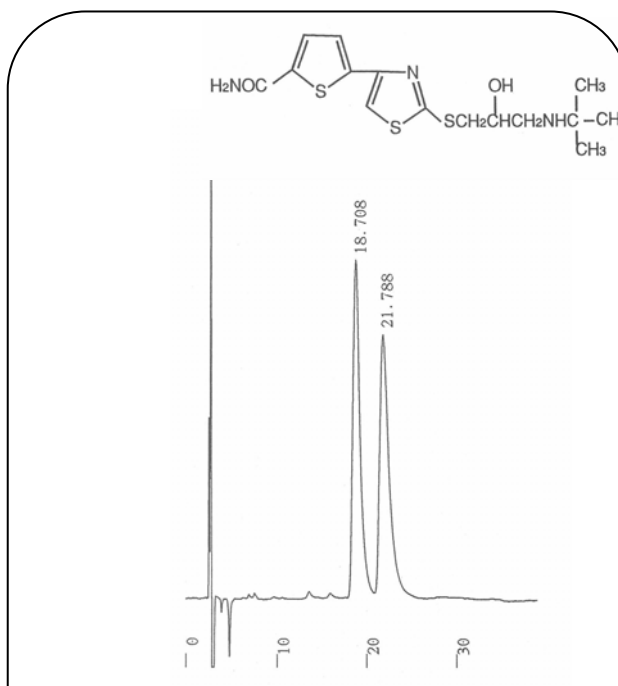
-Blockers

Alprenolol



Column: ULTRON ES-PhCD
 Size: 150 mm x 6.0 mm I.D.
 Mobile Phase: 20 mM KH₂PO₄ (pH 4.6) / CH₃CN = 80 / 20
 Flow Rate: 1.2 mL/min
 Temperature: 25
 Detection: UV-220 nm

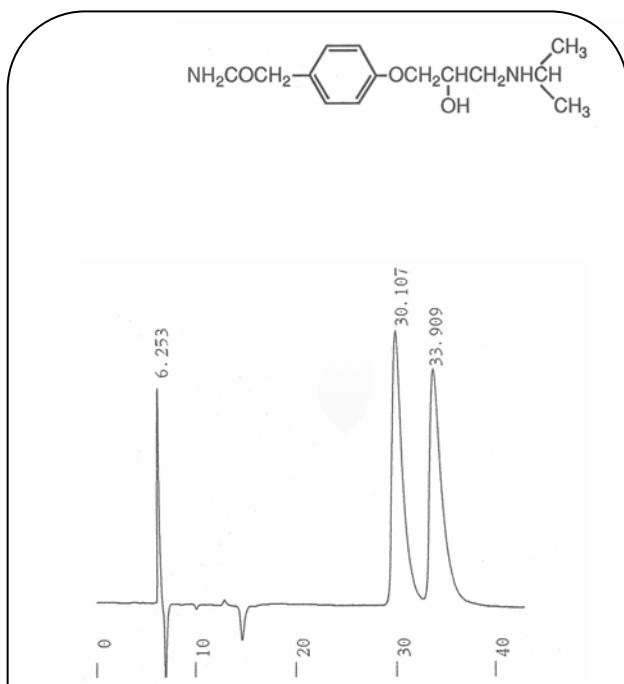
Arotinolol



Column: ULTRON ES-PhCD
 Size: 150 mm x 6.0 mm I.D.
 Mobile Phase: 20 mM KH₂PO₄ (pH 4.6) / CH₃CN = 75 / 25
 Flow Rate: 1.2 mL/min
 Temperature: 25
 Detection: UV-220 nm

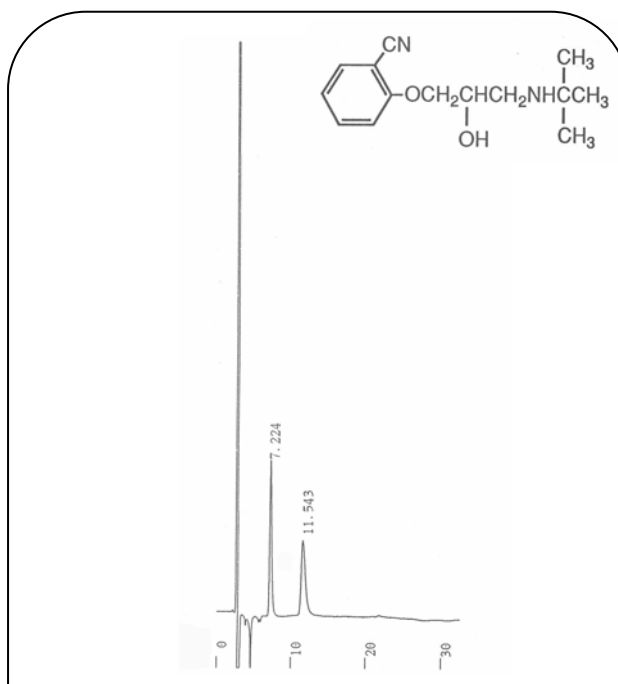
-Blockers

Atenolol



Column: ULTRON ES-PhCD
 Size: 150 mm x 6.0 mm I.D.
 Mobile Phase: 20 mM KH₂PO₄ (pH 6.0) / CH₃CN = 90 / 10
 Flow Rate: 0.6 mL/min
 Temperature: 25
 Detection: UV-220 nm

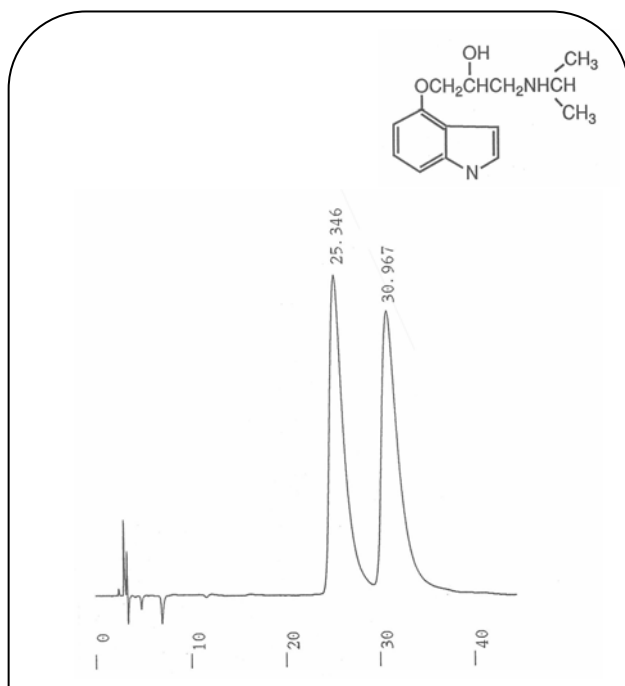
Bunitrolol



Column: ULTRON ES-PhCD
 Size: 150 mm x 6.0 mm I.D.
 Mobile Phase: 20 mM KH₂PO₄ (pH 4.6) / CH₃CN = 70 / 30
 Flow Rate: 1.2 mL/min
 Temperature: 25
 Detection: UV-220 nm

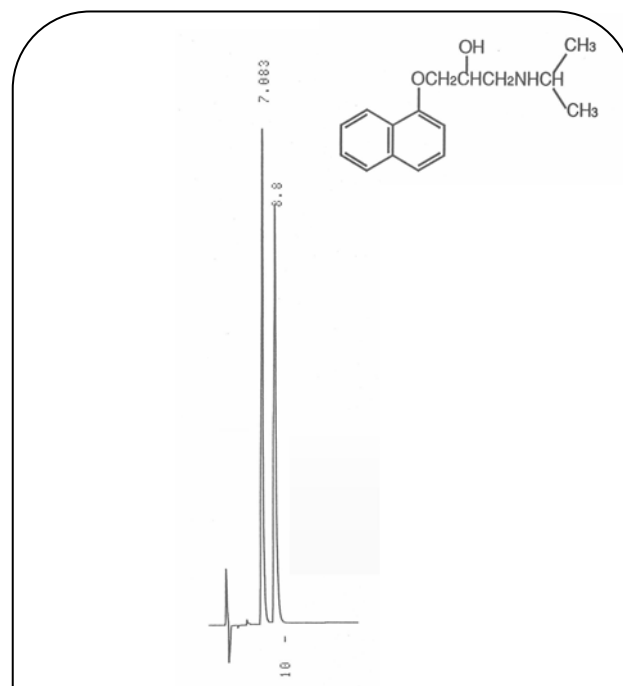
-Blockers

Pindolol



Column: ULTRON ES-PhCD
 Size: 150 mm x 6.0 mm I.D.
 Mobile Phase: 20 mM KH₂PO₄ (pH 4.6) / CH₃CN = 90 / 10
 Flow Rate: 1.2 mL/min
 Temperature: 25
 Detection: UV-220 nm

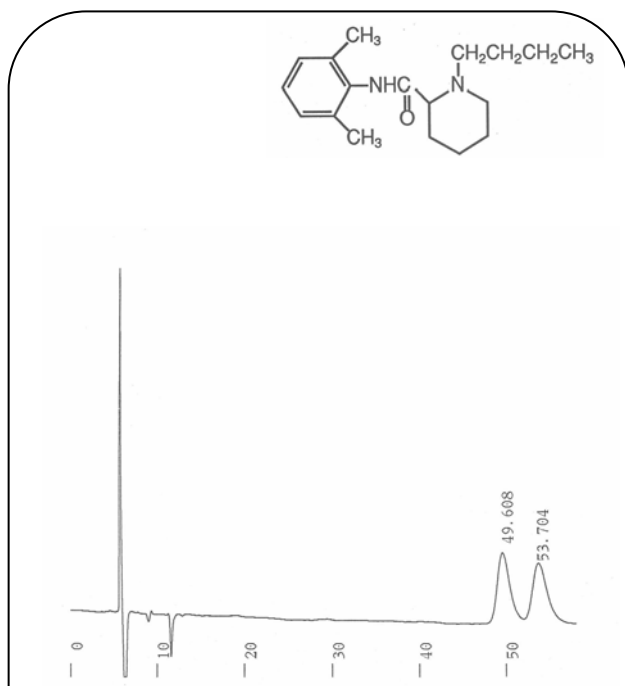
Propranolol



Column: ULTRON ES-PhCD
 Size: 150 mm x 6.0 mm I.D.
 Mobile Phase: 20 mM KH₂PO₄ (pH 4.6) / CH₃CN = 60 / 40
 Flow Rate: 1.2 mL/min
 Temperature: 25
 Detection: UV-220 nm

Local Anesthetics

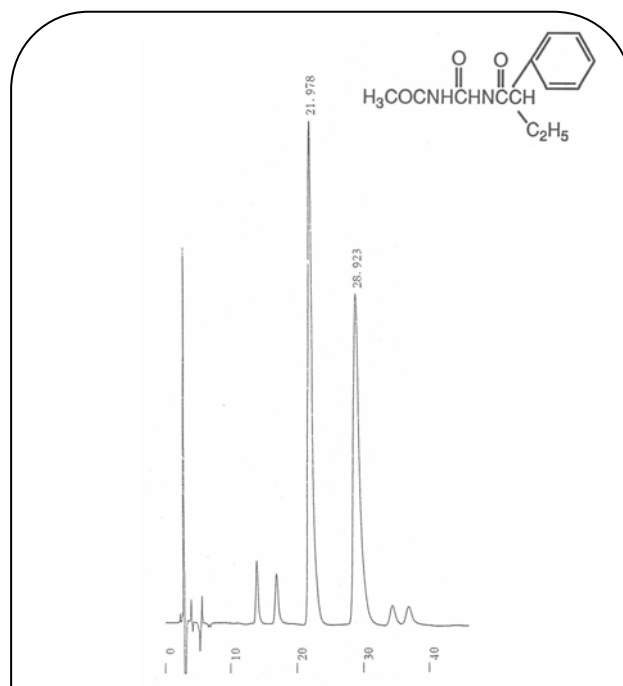
Bupivacaine



Column: ULTRON ES-PhCD
 Size: 150 mm x 6.0 mm I.D.
 Mobile Phase: 20 mM KH₂PO₄ (pH 4.6) / CH₃CN = 80 / 20
 Flow Rate: 1.2 mL/min
 Temperature: 25
 Detection: UV-220 nm

Anticonvulsants

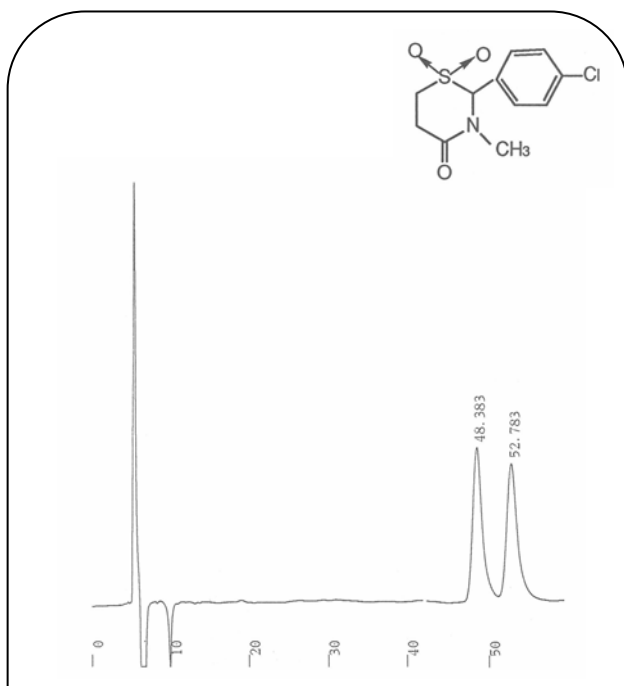
Acetylpheneturide



Column: ULTRON ES-PhCD
 Size: 150 mm x 6.0 mm I.D.
 Mobile Phase: 20 mM KH₂PO₄ (pH 4.6) / CH₃CN = 76 / 24
 Flow Rate: 1.2 mL/min
 Temperature: 25
 Detection: UV-220 nm

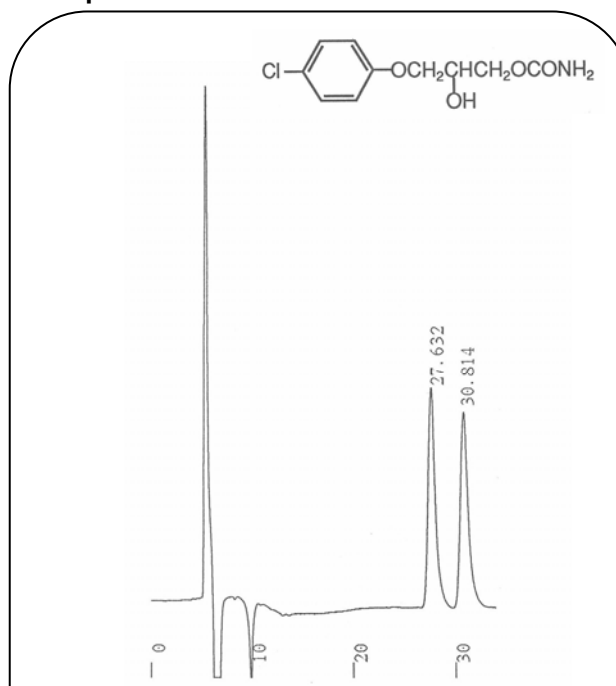
Skeletal Muscle Relaxants

Chlormezanone



Column: ULTRON ES-PhCD
 Size: 150 mm x 6.0 mm I.D.
 Mobile Phase: 20 mM KH₂PO₄ (pH 4.6) / CH₃CN = 70 / 30
 Flow Rate: 0.6 mL/min
 Temperature: 9
 Detection: UV-220 nm

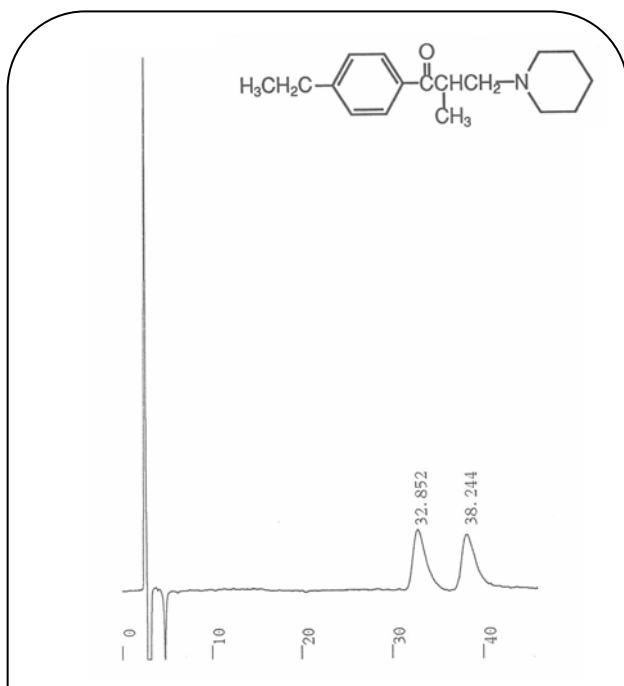
Chlorphenesin



Column: ULTRON ES-PhCD
 Size: 150 mm x 6.0 mm I.D.
 Mobile Phase: 20 mM KH₂PO₄ (pH 4.6) / CH₃CN = 70 / 30
 Flow Rate: 0.6 mL/min
 Temperature: 9
 Detection: UV-220 nm

Skeletal Muscle Relaxants

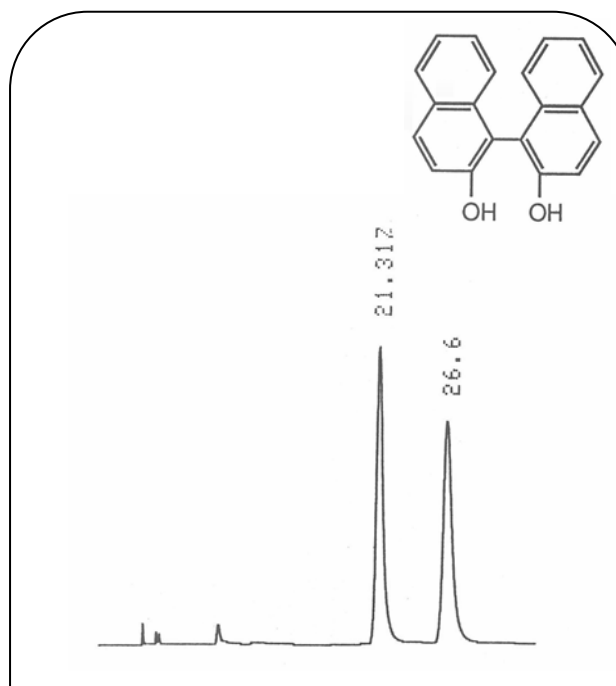
Eperisone



Column: ULTRON ES-PhCD
 Size: 150 mm x 6.0 mm I.D.
 Mobile Phase: 20 mM KH₂PO₄ (pH 4.6) / CH₃CN = 70 / 30
 Flow Rate: 1.2 mL/min
 Temperature: 9
 Detection: UV-220 nm

Others

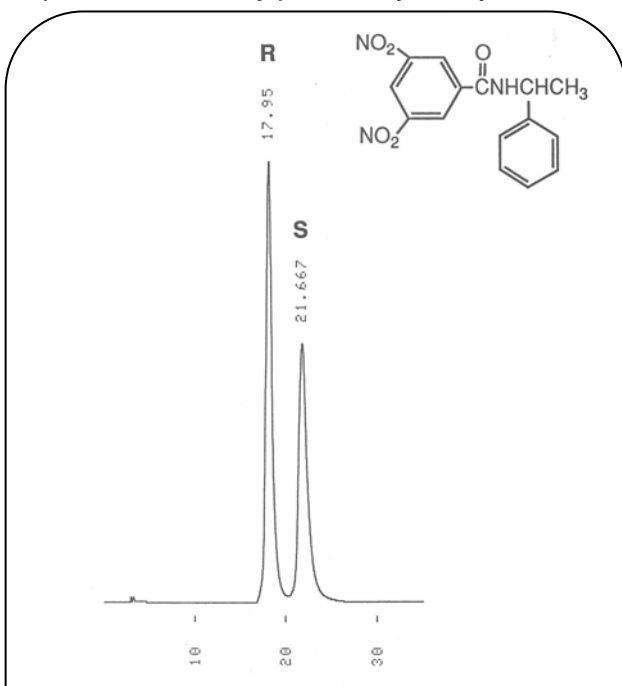
1,1'-Bi-2-naphthol



Column: ULTRON ES-PhCD
 Size: 150 mm x 6.0 mm I.D.
 Mobile Phase: Hexane / Dichloromethane/ Methanol = 75 / 25 / 5
 Flow Rate: 1.2 mL/min
 Temperature: 25
 Detection: UV-254 nm

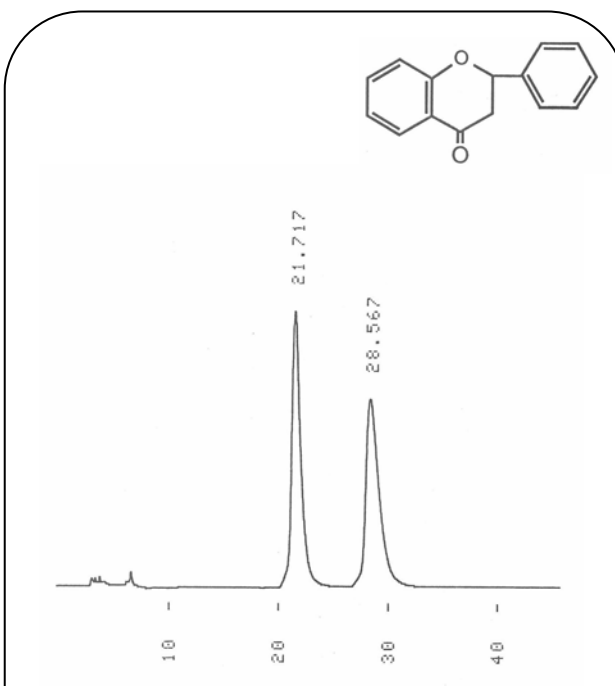
Others

N-(3,5-Dinitrobenzoyl)-*m*-methylbenzylamine



Column: ULTRON ES-PhCD
 Size: 150 mm x 6.0 mm I.D.
 Mobile Phase: Hexane / Ethanol = 85 / 15
 Flow Rate: 1.0 mL/min
 Temperature: 25
 Detection: UV-254 nm

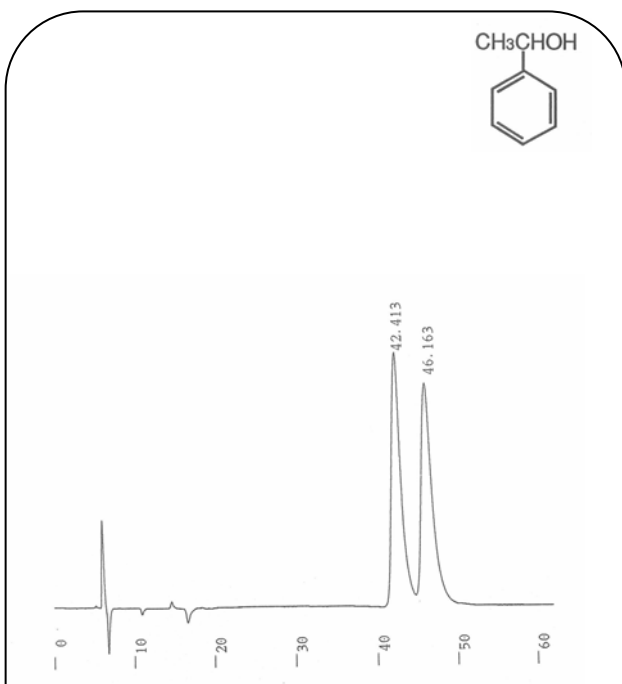
Flavanone



Column: ULTRON ES-PhCD
 Size: 150 mm x 6.0 mm I.D.
 Mobile Phase: Hexane / Ethanol = 99 / 1
 Flow Rate: 1.0 mL/min
 Temperature: 25
 Detection: UV-254 nm

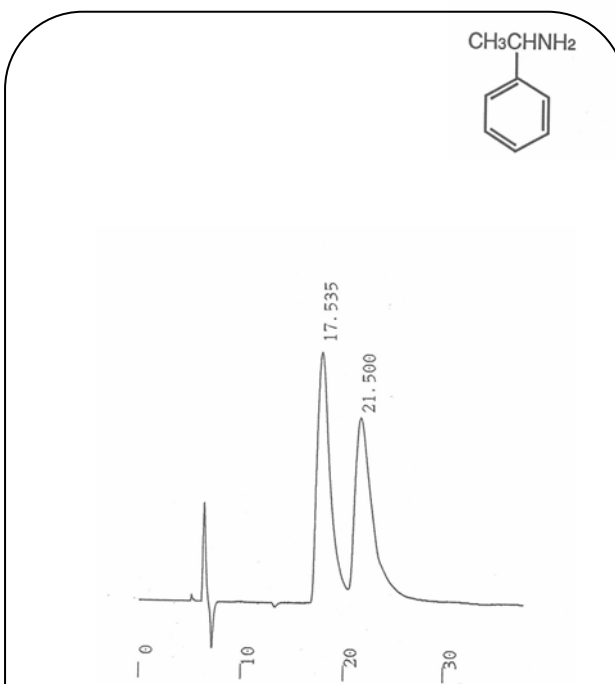
Others

-Phenylethyl Alcohol



Column: ULTRON ES-PhCD
 Size: 150 mm x 6.0 mm I.D.
 Mobile Phase: 20 mM KH₂PO₄ (pH 4.6) / CH₃CN = 90 / 10
 Flow Rate: 0.6 mL/min
 Temperature: 15
 Detection: UV-220 nm

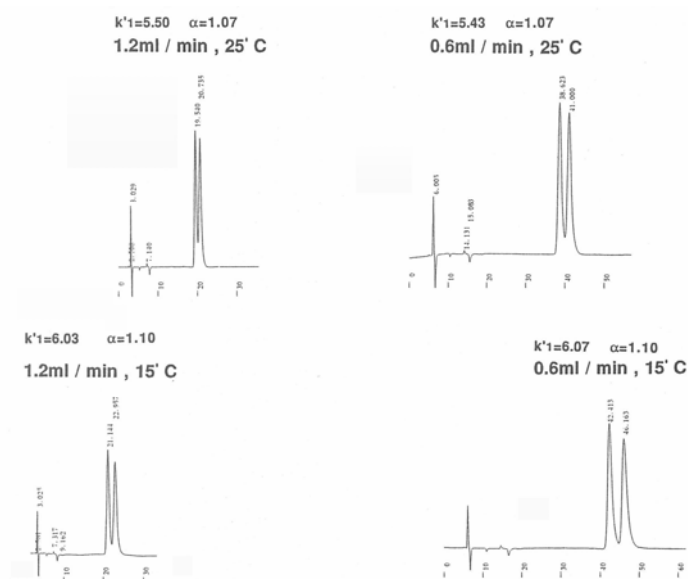
-Phenylethylamine



Column: ULTRON ES-PhCD
 Size: 150 mm x 6.0 mm I.D.
 Mobile Phase: 20 mM KH₂PO₄ (pH 4.6) / CH₃CN = 95 / 5
 Flow Rate: 0.6 mL/min
 Temperature: 15
 Detection: UV-220 nm

Others

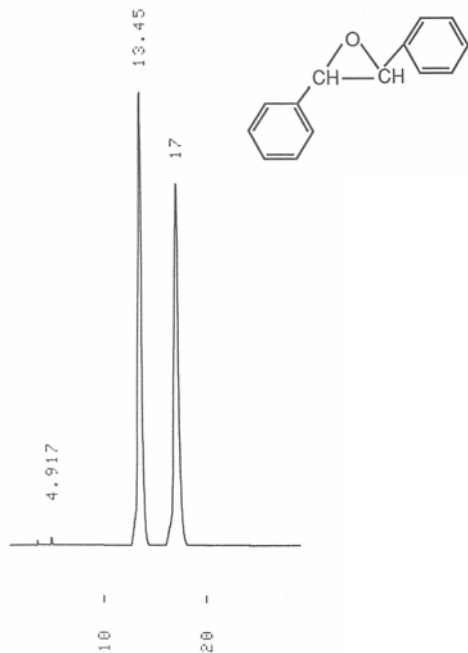
The Relationship Between Flow Ratio and Capacitor Ratio (k') of Column Temperature, Optics Recognition Ability ()
 -Phenylethylamine



Column: ULTRON ES-PhCD
 Size: 150 mm x 6.0 mm I.D.
 Mobile Phase: 20 mM KH_2PO_4 (pH 4.6) / CH_3CN = 90 / 10
 Detection: UV-220 nm

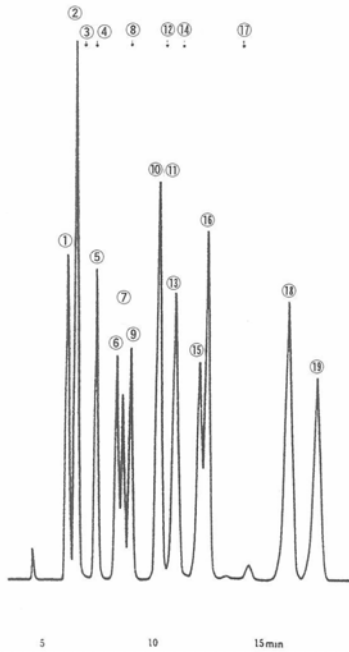
Others

trans-Stilbene Oxide



Column: ULTRON ES-PhCD
 Size: 150 mm x 6.0 mm I.D.
 Mobile Phase: Hexane / Methanol = 99.9 / 0.1
 Flow Rate: 1.0 mL/min
 Temperature: 25
 Detection: UV-254 nm

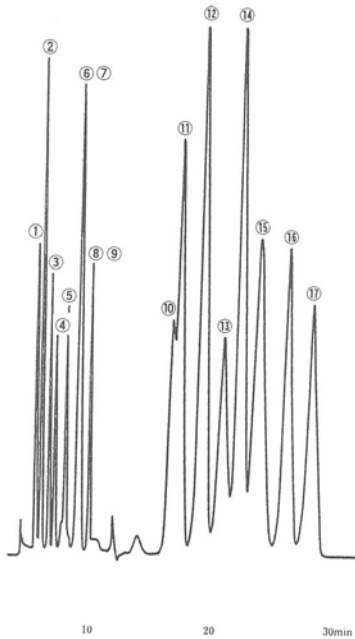
Elution Position of The Aliphatic Organic Acid



- Citric Acid
- Tartaric Acid
- Glyoxylic Acid
- Malic Acid
- Malonic Acid
- Succinic Acid
- Glycolic Acid
- Formic Acid
- Lactic Acid
- Acetic Acid
- Fumaric Acid
- Levulinic Acid
- Adipic Acid
- Pyroglutamic Acid
- Propionic Acid
- Acrylic Acid
- Pivalic Acid
- Methacrylic Acid
- Crotonic Acid

Column: ULTRON PS-80H
 Size: 300 mm x 8.0 mm I.D.
 Mobile Phase: HClO₄aq. (pH2.1)
 Flow Rate: 1.0 mL/min
 Temperature: 60
 Detection: UV-210 nm

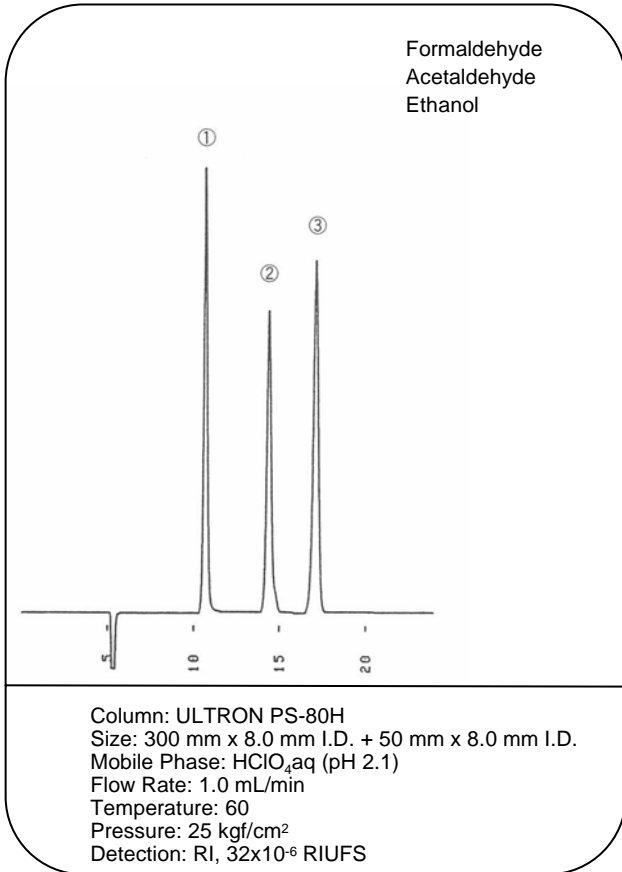
Elution Position of The Aromatic Organic Acid



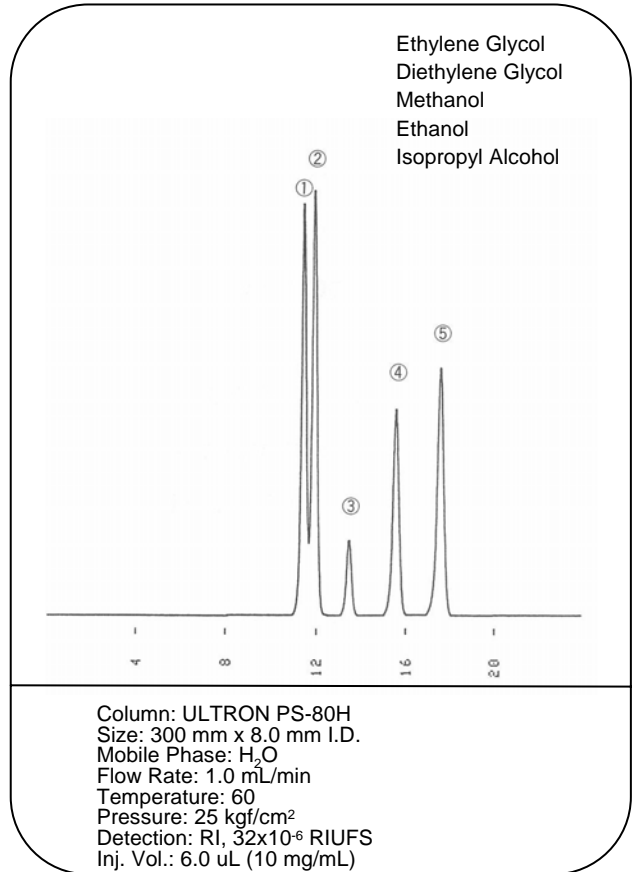
- Citric Acid
- Tartaric Acid
- Malonic Acid
- Succinic Acid
- Lactic Acid
- Acetic Acid
- Gallic Acid
- Propionic Acid
- o-Phthalic Acid
- Phenoxyacetic Acid
- m-Hydroxybenzoic Acid
- p-Hydroxybenzoic Acid
- Vanilic Acid
- Sorbic Acid
- Caffeic Acid
- Benzoic Acid
- o-Hydroxybenzoic Acid

Column: ULTRON PS-80H
 Size: 300 mm x 8.0 mm I.D.
 Mobile Phase: 10 % CH₃CN Addition HClO₄aq. (pH2.1)
 Flow Rate: 1.0 mL/min
 Temperature: 60
 Detection: UV-210 nm

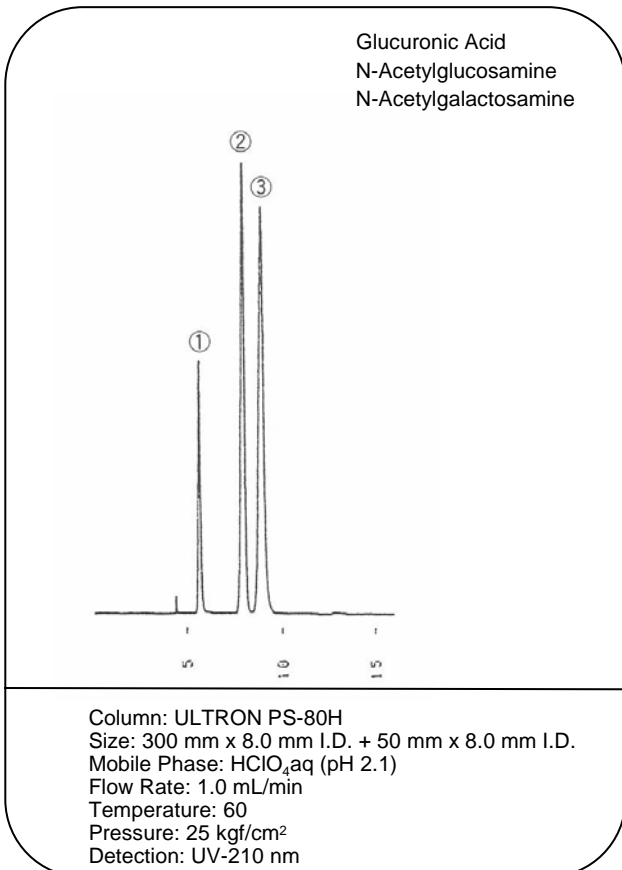
Alcohols Aldehydes



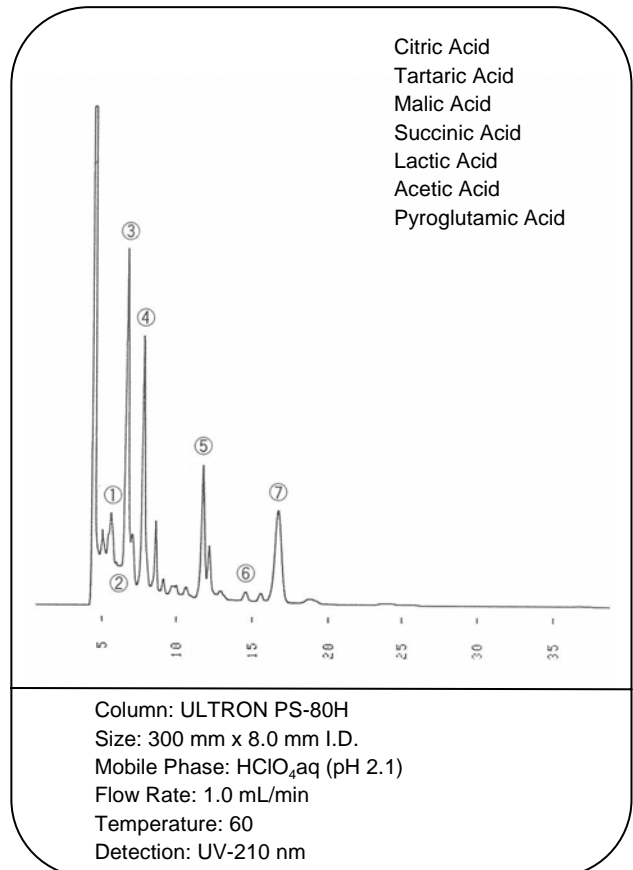
Alcohols



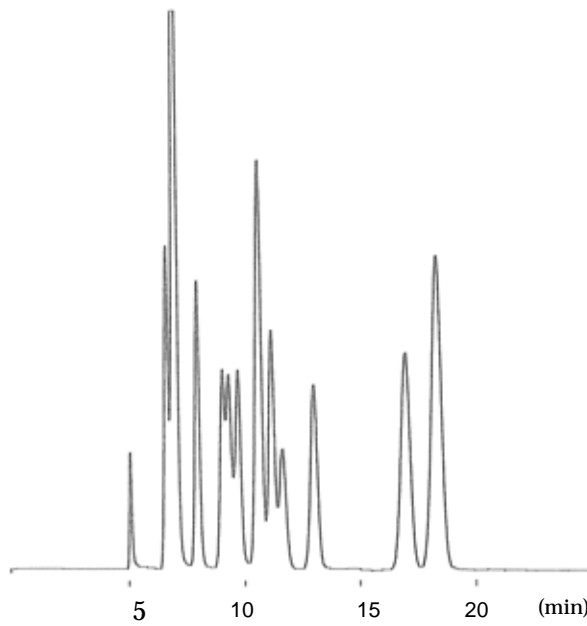
Uronic Acid, Acetylation Amino Sugar



Analysis of The Soy Sauce



Analysis of Aliphatic Organic Acid

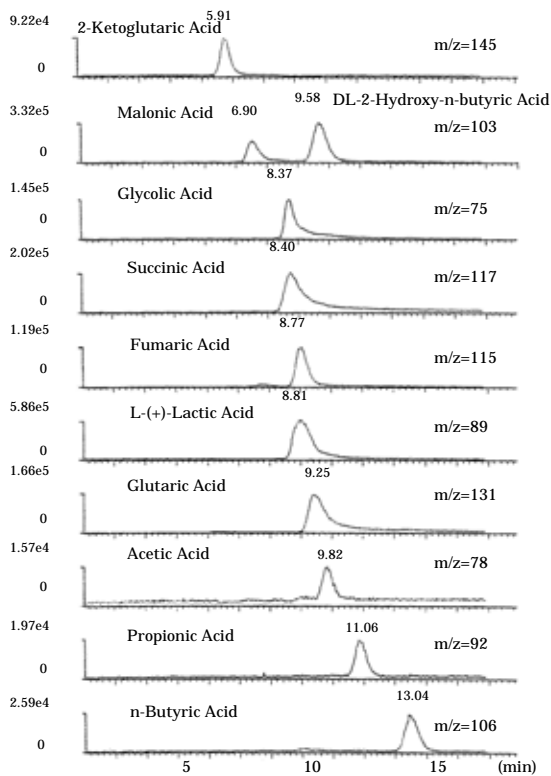


- Citric Acid
- Tartaric Acid
- Maleic Acid
- Malonic Acid
- Succinic Acid
- Glycolic Acid
- Lactic Acid
- Fumaric Acid
- Acetic Acid
- Adipic Acid
- Propionic Acid
- Methacrylic Acid
- Crotonic Acid

Column: ULTRON PS-80H
 Size: 250 mm x 2.0 mm I.D.
 Mobile Phase: HClO₄aq (pH 2.1)
 Flow Rate: 0.05 mL/min

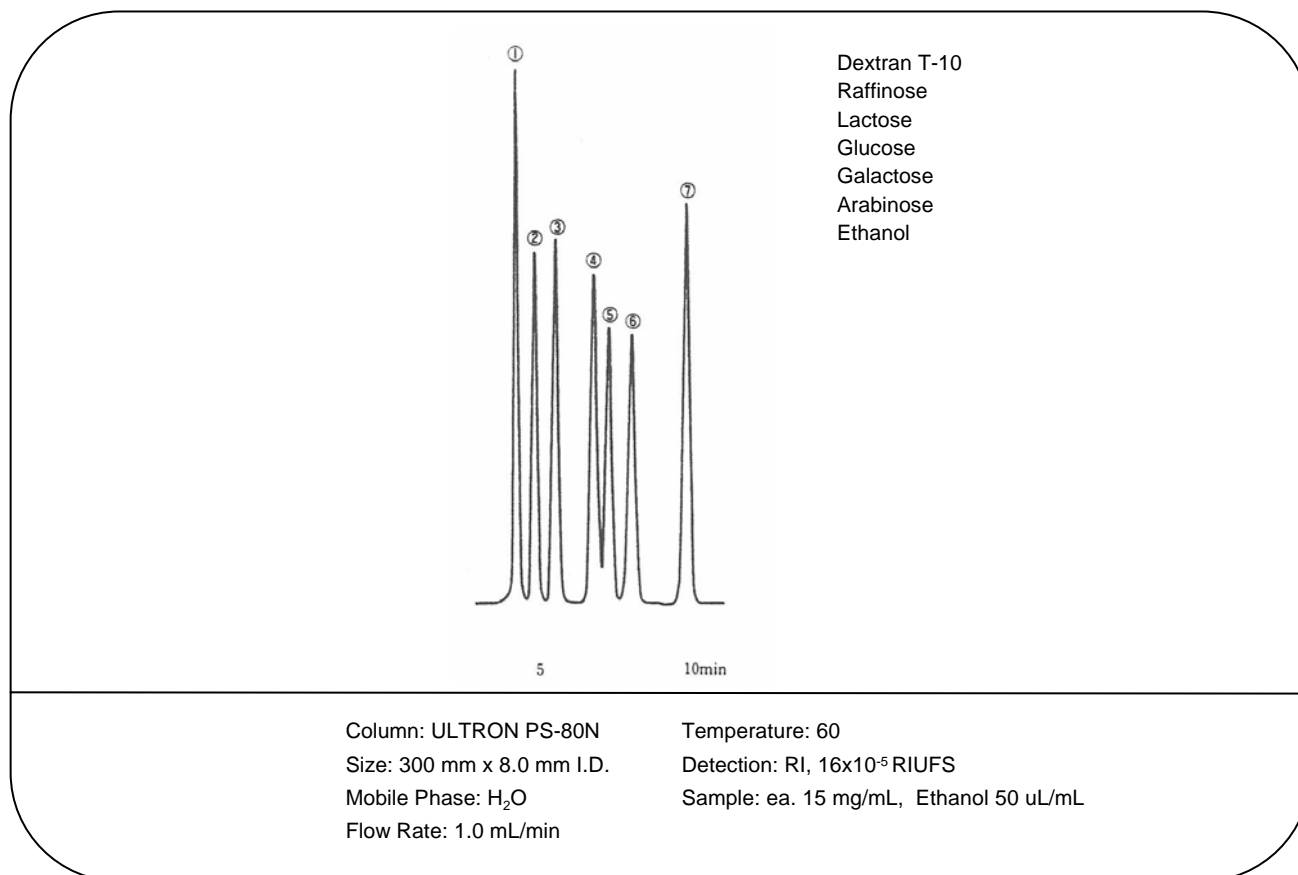
Temperature: 60
 Press.:0.7 MPa
 Injection Amount: 2.5 uL
 Detection: UV-210 nm

Mass Chromatograms Obtained by TIC of 11 Carboxylic Acids.

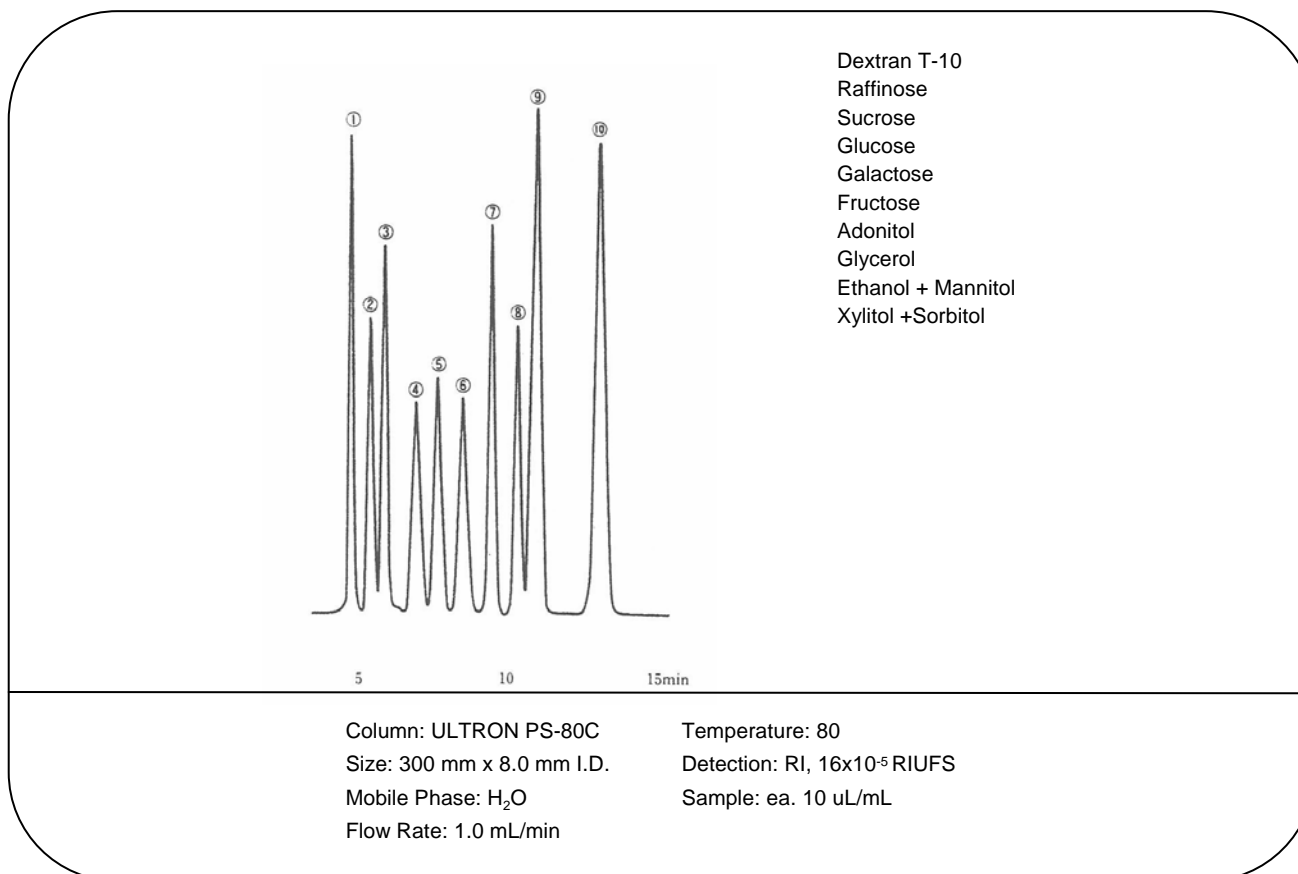


Column : ULTRON PS-80H
 Dimensions : 250 mm L x 2.0 mm I.D.
 Mobile Phase : 0.1% Formic Acid (pH 2.3)
 Flow Rate : 0.07 ml/min
 Temperature : 55
 Detection : ESI Positive and Negative, Range: m/z 50 ~ 350

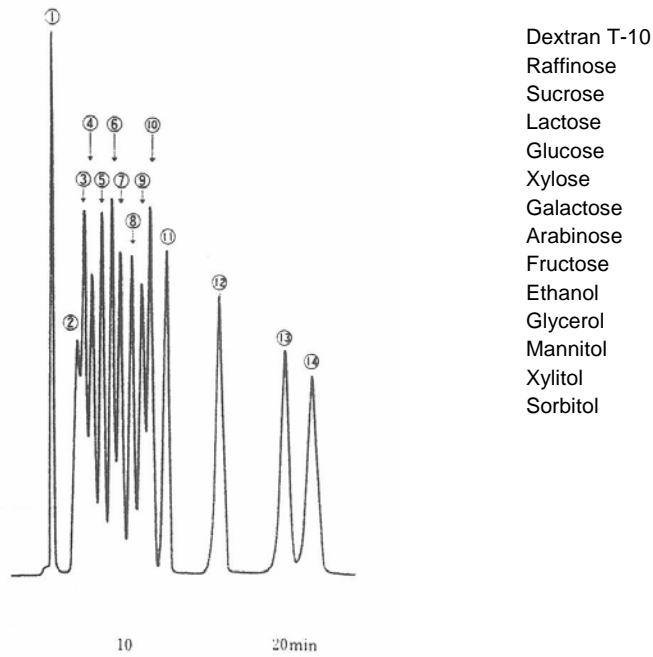
Elution Position of Sugar and Sugar Alcohol for PS-80N



Elution Position of Sugar and Sugar Alcohol for PS-80C

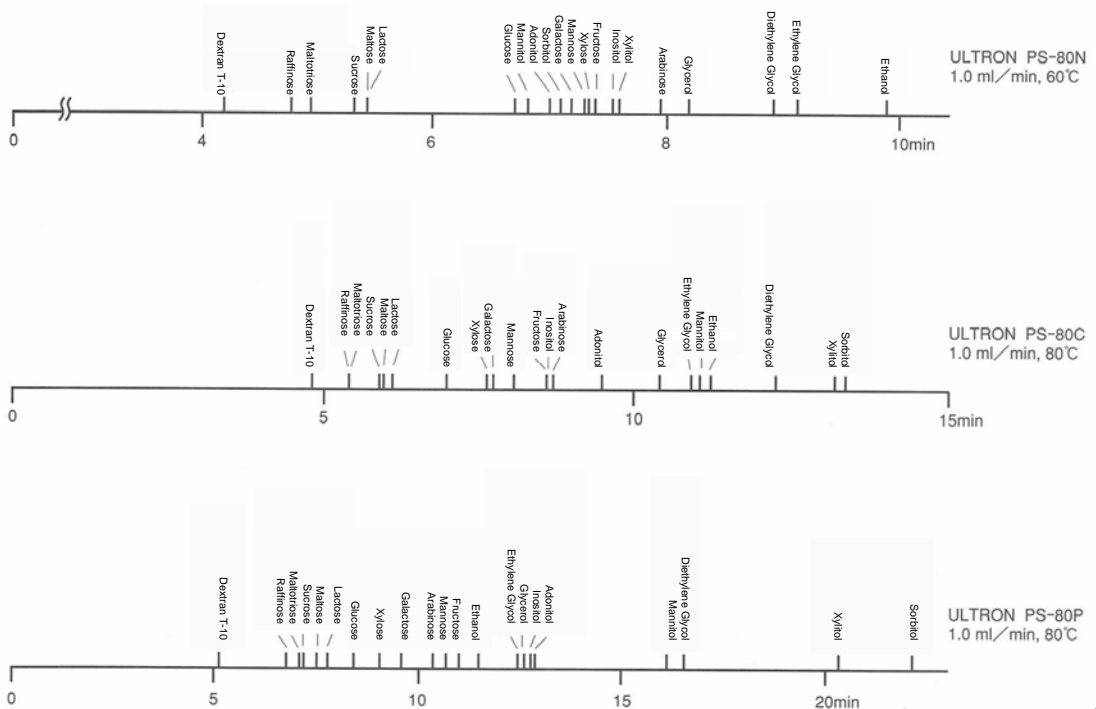


Elution Position of Sugar and Sugar Alcohol for PS-80P

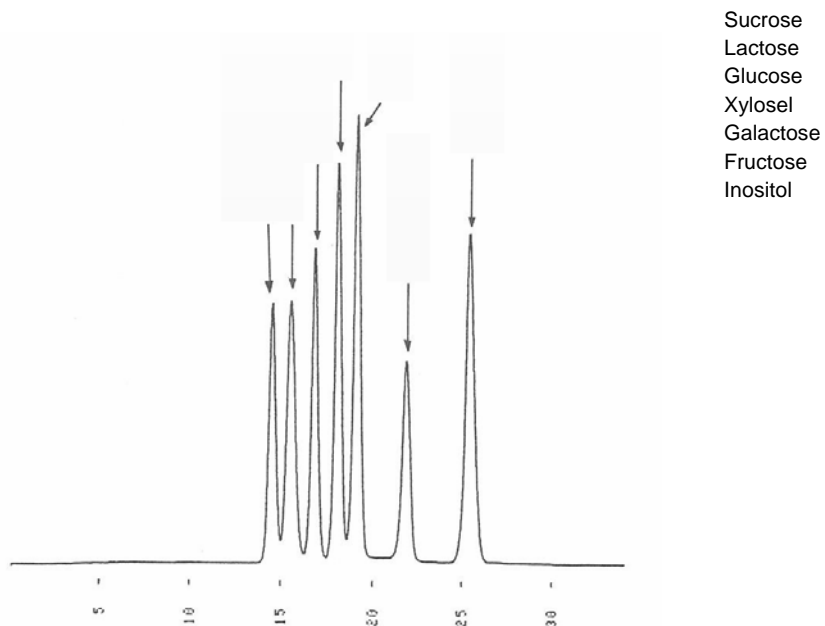


Column: ULTRON PS-80P Temperature: 80
 Size: 300 mm x 8.0 mm I.D. Detection: RI, 16x10⁻⁵ RIUFS
 Mobile Phase: H₂O Sample: ea. 10 uL/mL
 Flow Rate: 1.0 mL/min

Retention Index of The Standard Sample



Sugar and Sugar Alcohol



Column: ULTRON PS-80P

Size: 300 mm x 8.0 mm I.D. + 300 mm x 8.0 mm I.D.

Mobile Phase: H₂O

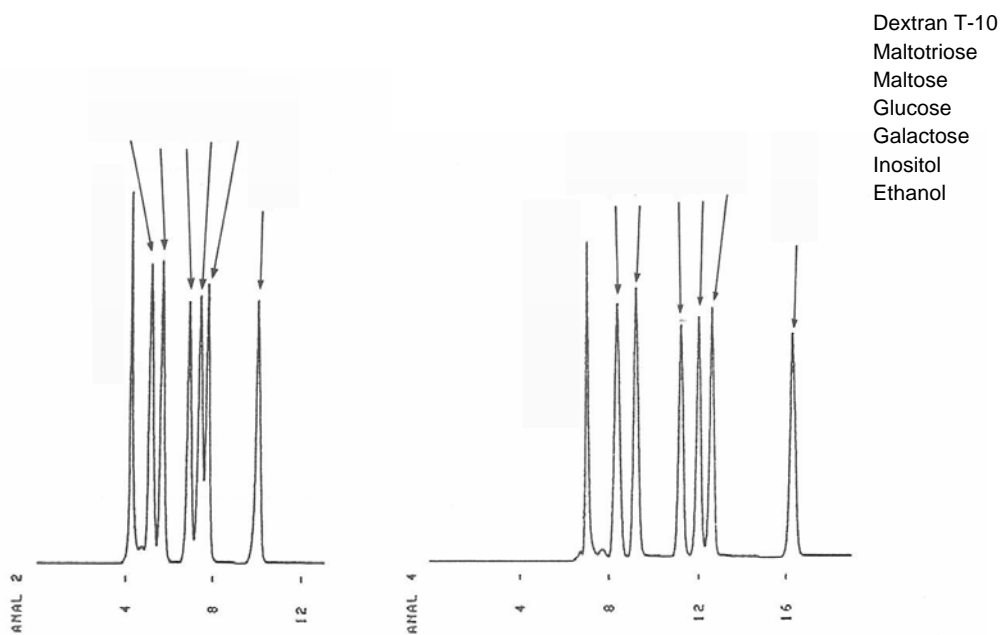
Flow Rate: 1.0 mL/min

Temperature: 80

Pressure: 20 kgf/cm²

Detection: RI, 16x10⁻⁵ RIUFS

Comparison of Retention Between PS-80N 300 mm x 8.0 mm and 500 mm x 8.0 mm



Column: ULTRON PS-80N

Size: 300 mm x 8.0 mm I.D.

Mobile Phase: H₂O

Flow Rate: 1.0 mL/min

Pressure: 20 kgf/cm²

Column: ULTRON PS-80N-L

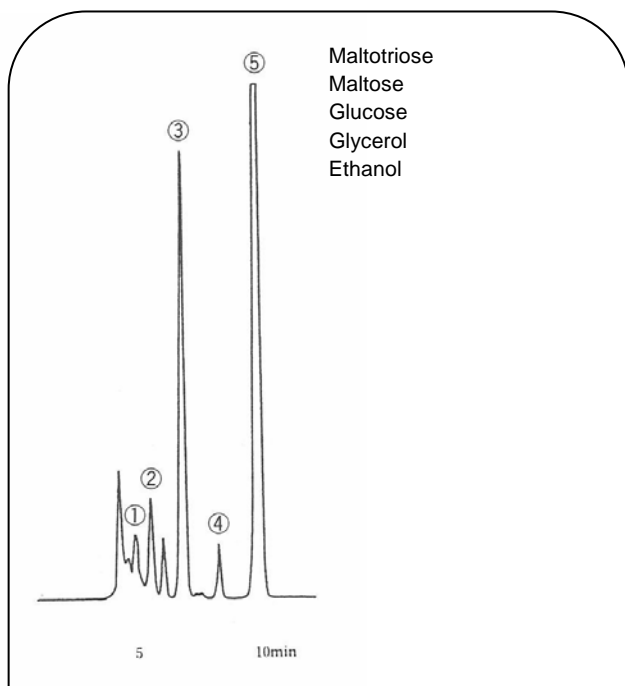
Size: 500 mm x 8.0 mm I.D.

Mobile Phase: H₂O

Flow Rate: 1.0 mL/min

Pressure: 35 kgf/cm²

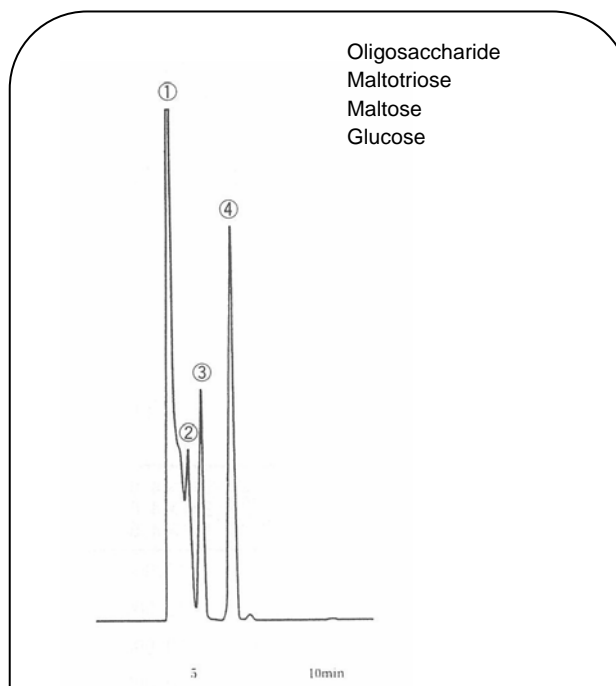
Sake



Maltotriose
Maltose
Glucose
Glycerol
Ethanol

Column: ULTRON PS-80N Temperature: 60
Size: 300 mm x 8.0 mm I.D. Pressure: 22 kgf/cm²
Mobile Phase: H₂O Detection: RI, 16x10⁻⁵ RIUFS
Flow Rate: 1.0 mL/min Injection Vol.: 10 uL

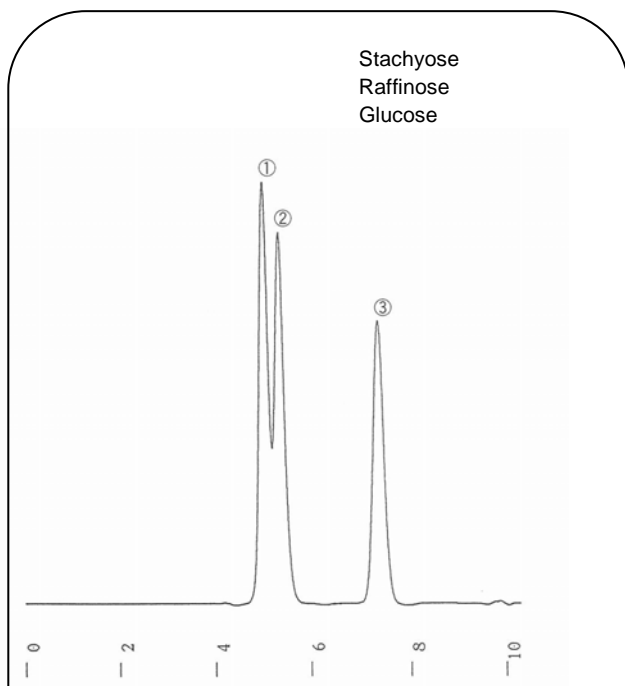
Starch Syrup



Oligosaccharide
Maltotriose
Maltose
Glucose

Column: ULTRON PS-80N Temperature: 60
Size: 300 mm x 8.0 mm I.D. Pressure: 22 kgf/cm²
Mobile Phase: H₂O Detection: RI, 16x10⁻⁵ RIUFS
Flow Rate: 1.0 mL/min Injection Vol.: 5 uL(25 mg/mL)

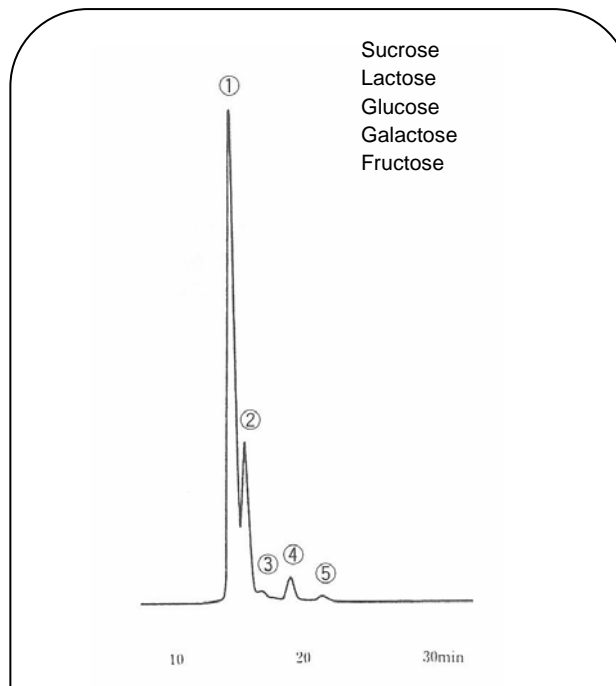
Separation of Stachyose and Raffinose



Stachyose
Raffinose
Glucose

Column: ULTRON PS-80N Temperature: 60
Size: 300 mm x 8.0 mm I.D. Pressure: 25 kgf/cm²
Mobile Phase: H₂O Detection: RI, 128x10⁻⁶ RIUFS
Flow Rate: 1.0 mL/min Injection Vol.: 10 uL(2 mg/mL)

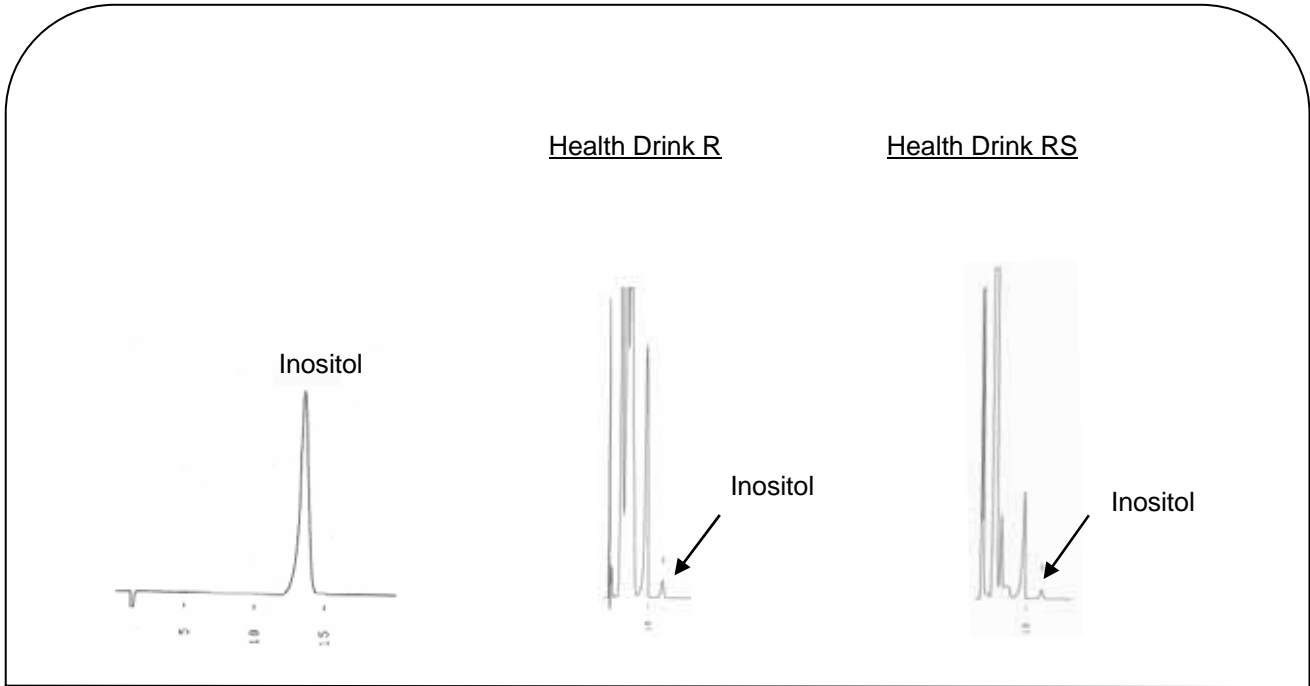
Yoghurt Drink



Sucrose
Lactose
Glucose
Galactose
Fructose

Column: ULTRON PS-80C Temperature: 80
Size: 300 mm x 8.0 mm I.D. Pressure: 20 kgf/cm²
Mobile Phase: H₂O Detection: RI, 8x10⁻⁵ RIUFS
Flow Rate: 0.5 mL/min Injection Vol.: 10 uL

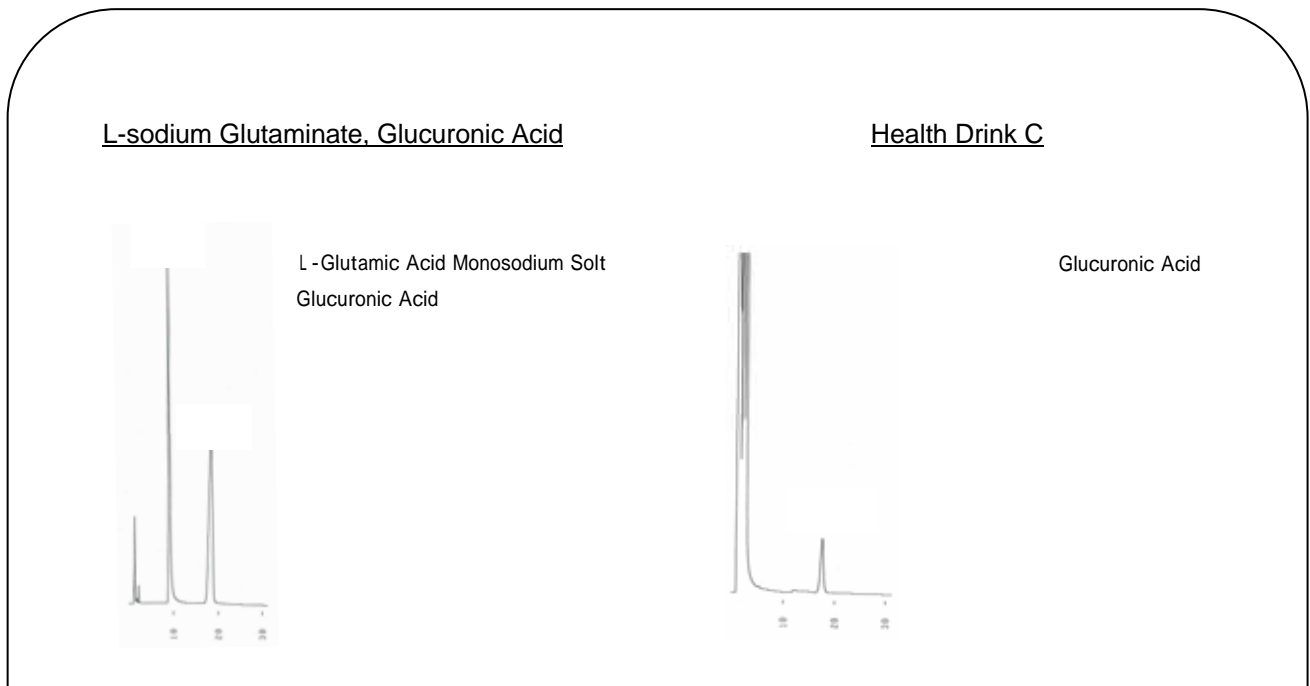
Inositol in Health Drink



Column: ULTRON CI
 Size: 200 mm x 4.6 mm I.D.
 Mobile Phase: CH₃CN / H₂O = 60 / 40

Flow Rate: 1.0 mL/min
 Temperature: 40
 Detection: RI

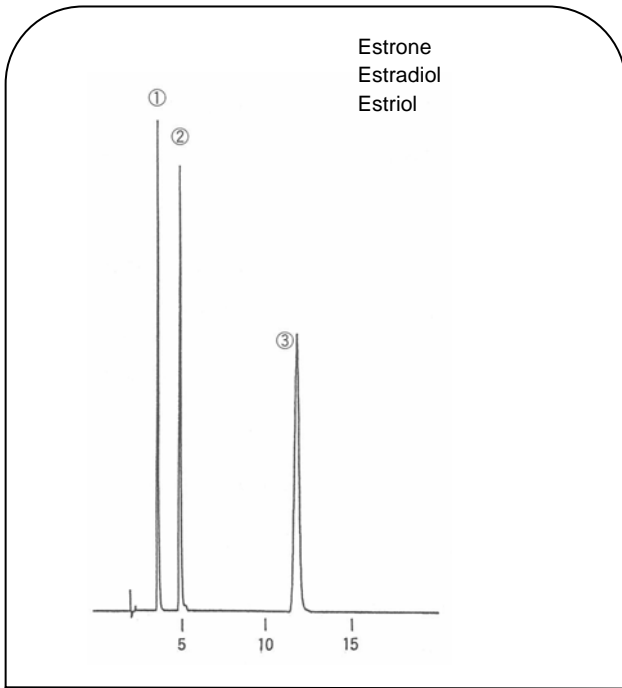
Glucuronic Acid in Health Drink



Column: ULTRON CL
 Size: 150 mm x 4.0 mm I.D.
 Mobile Phase: 20mM KH₂PO₄

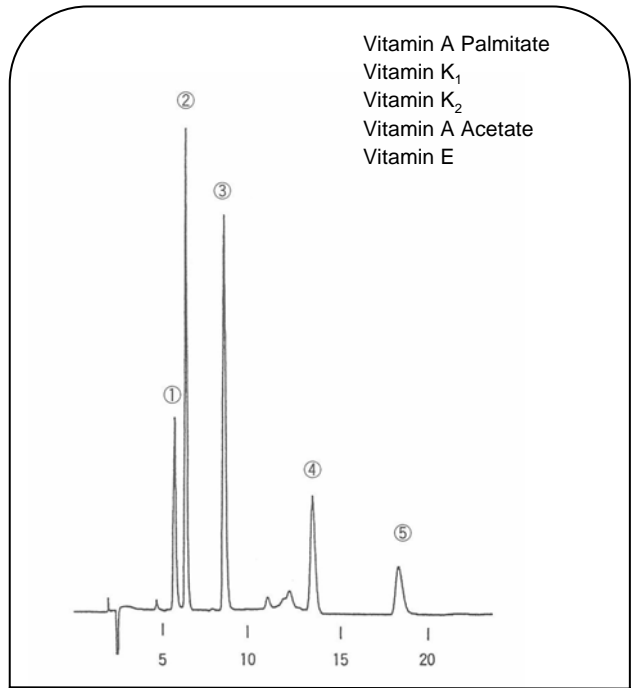
Flow Rate: 0.8 mL/min
 Temperature: 70
 Detection: UV-210 nm

Female Sex Hormone



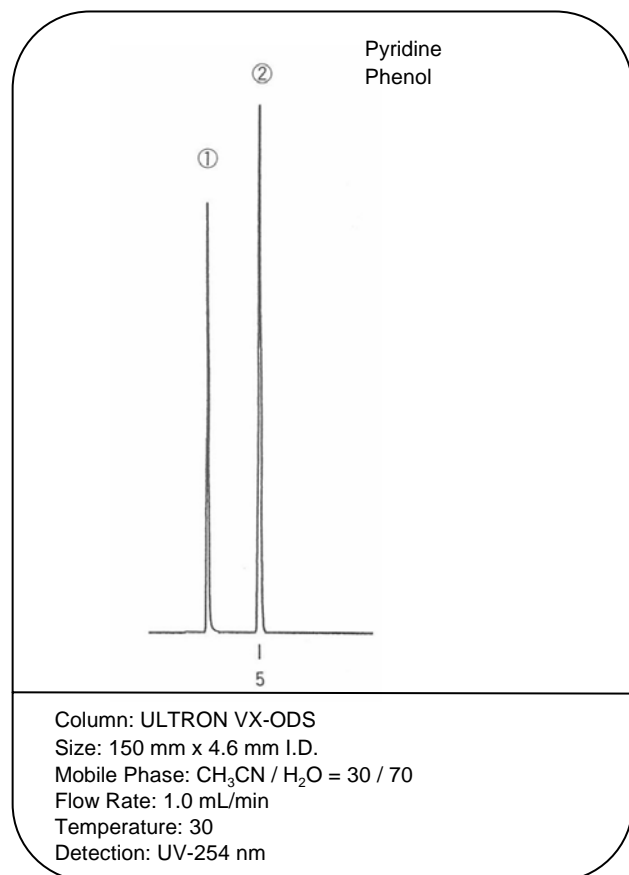
Column: ULTRON VX-SIL
 Size: 150 mm x 4.6 mm I.D.
 Mobile Phase: n-Hexane / Ethanol = 90 / 10
 Flow Rate: 1.0 mL/min
 Temperature: Ambient
 Detection: UV-280 nm

The Fat-soluble Vitamins

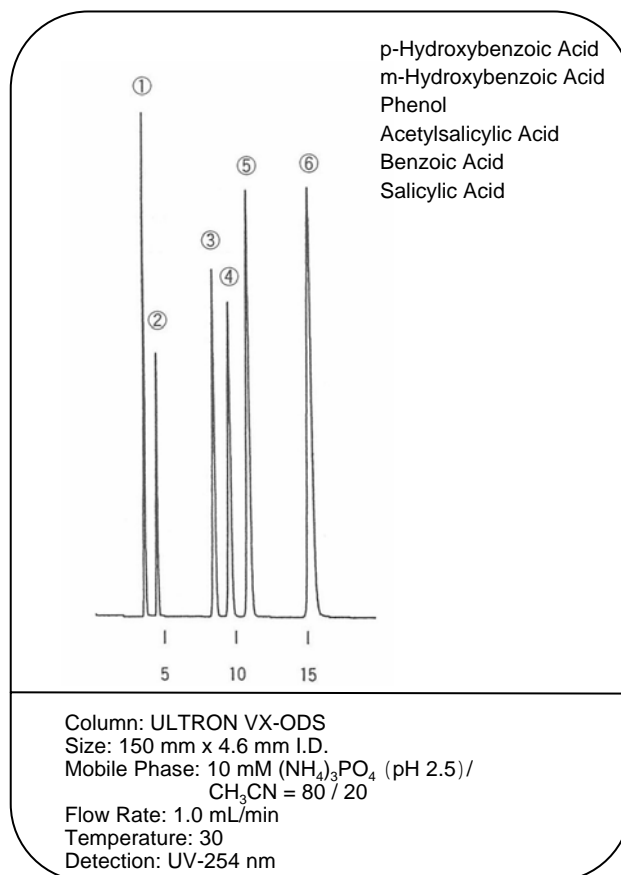


Column: ULTRON VX-SIL
 Size: 150 mm x 4.6 mm I.D.
 Mobile Phase: n-Hexane / Dichloromethane = 90 / 10
 Flow Rate: 1.0 mL/min
 Temperature: Ambient
 Detection: UV-254 nm

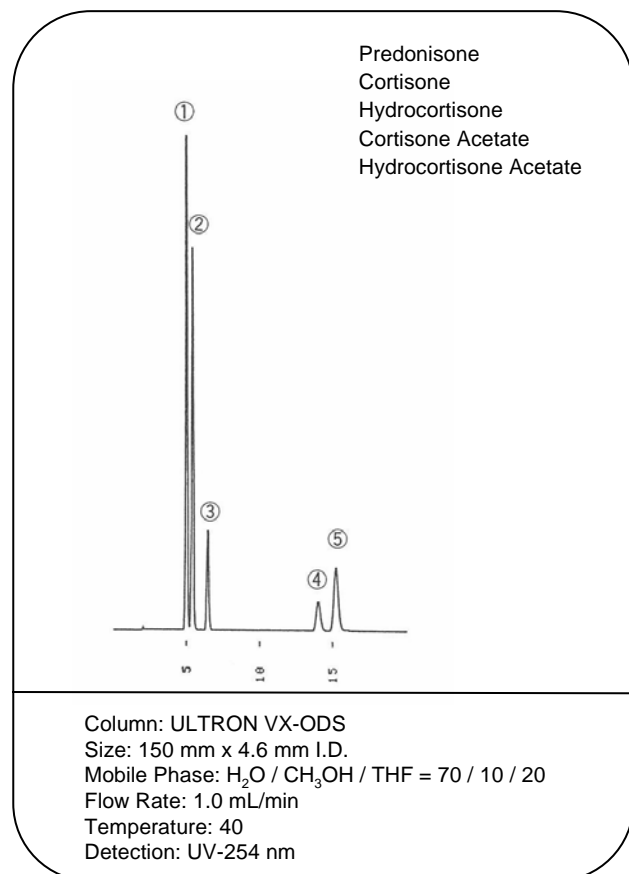
Pyridine, Phenol Test



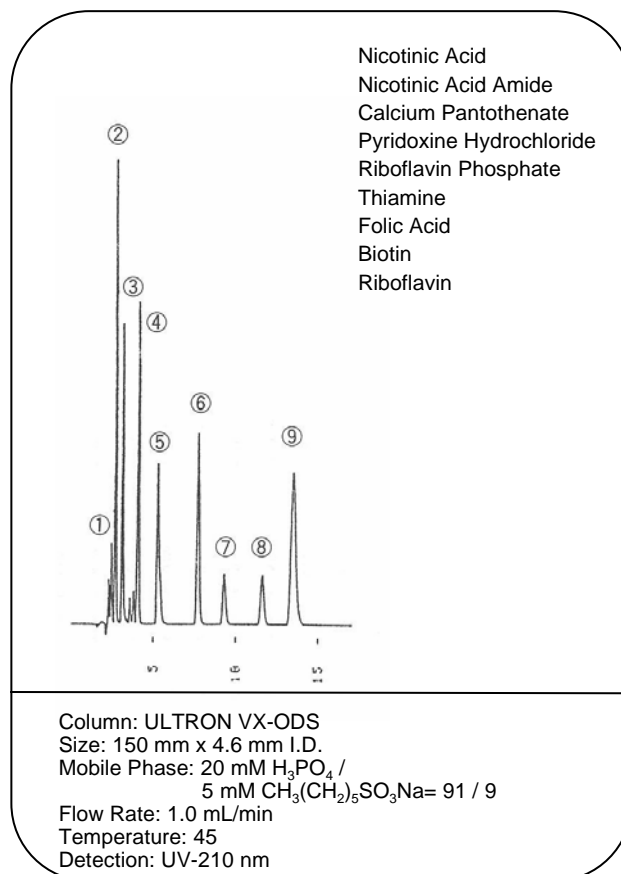
Acidic Compounds



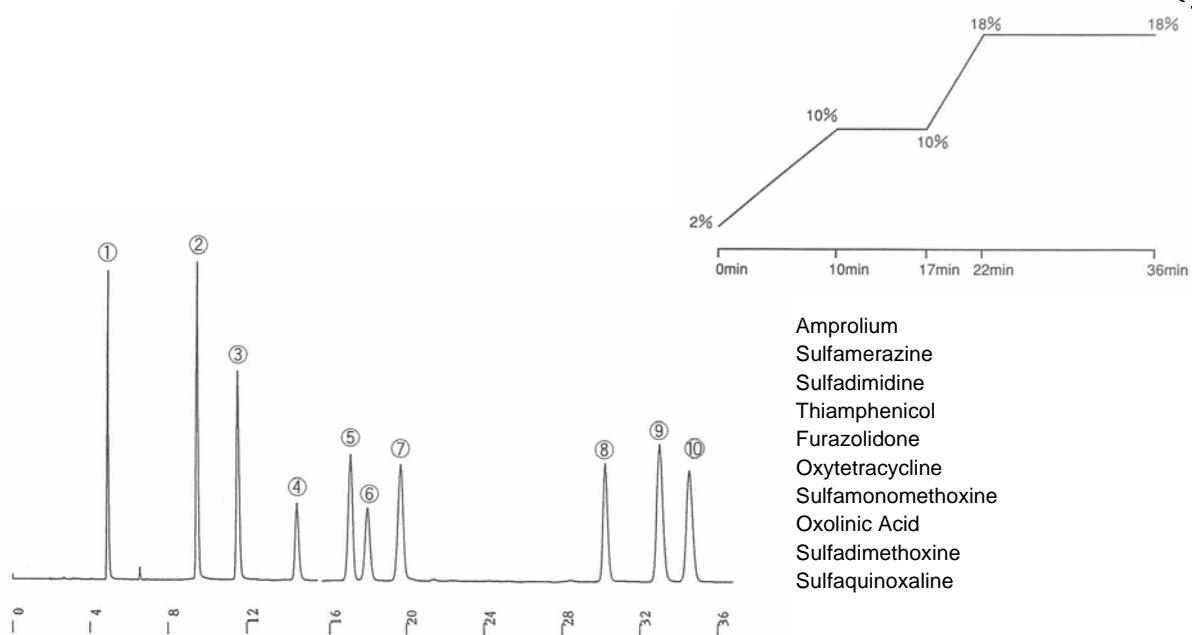
Separation of The Steroid



The Water-soluble Vitamin



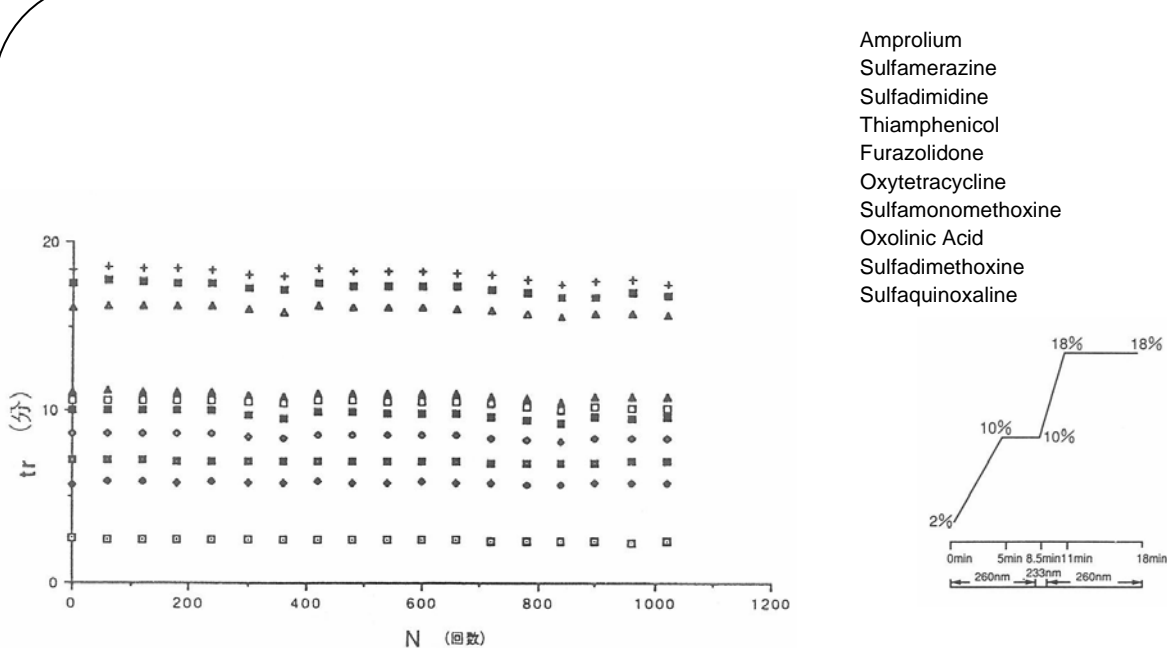
The Synthetic Antibacterial Medicine Simultaneity Analysis



- Amprolium
- Sulfamerazine
- Sulfadimidine
- Thiamphenicol
- Furazolidone
- Oxytetracycline
- Sulfamonomethoxine
- Oxolinic Acid
- Sulfadimethoxine
- Sulfaquinoxaline

Column: ULTRON VX-ODS 5 μ m
 Size: 150 mm x 4.6 mm I.D.
 Mobile Phase: A 10 mM TFA
 B CH₃CN
 Flow Rate: 1.0 mL/min
 Temperature: 40

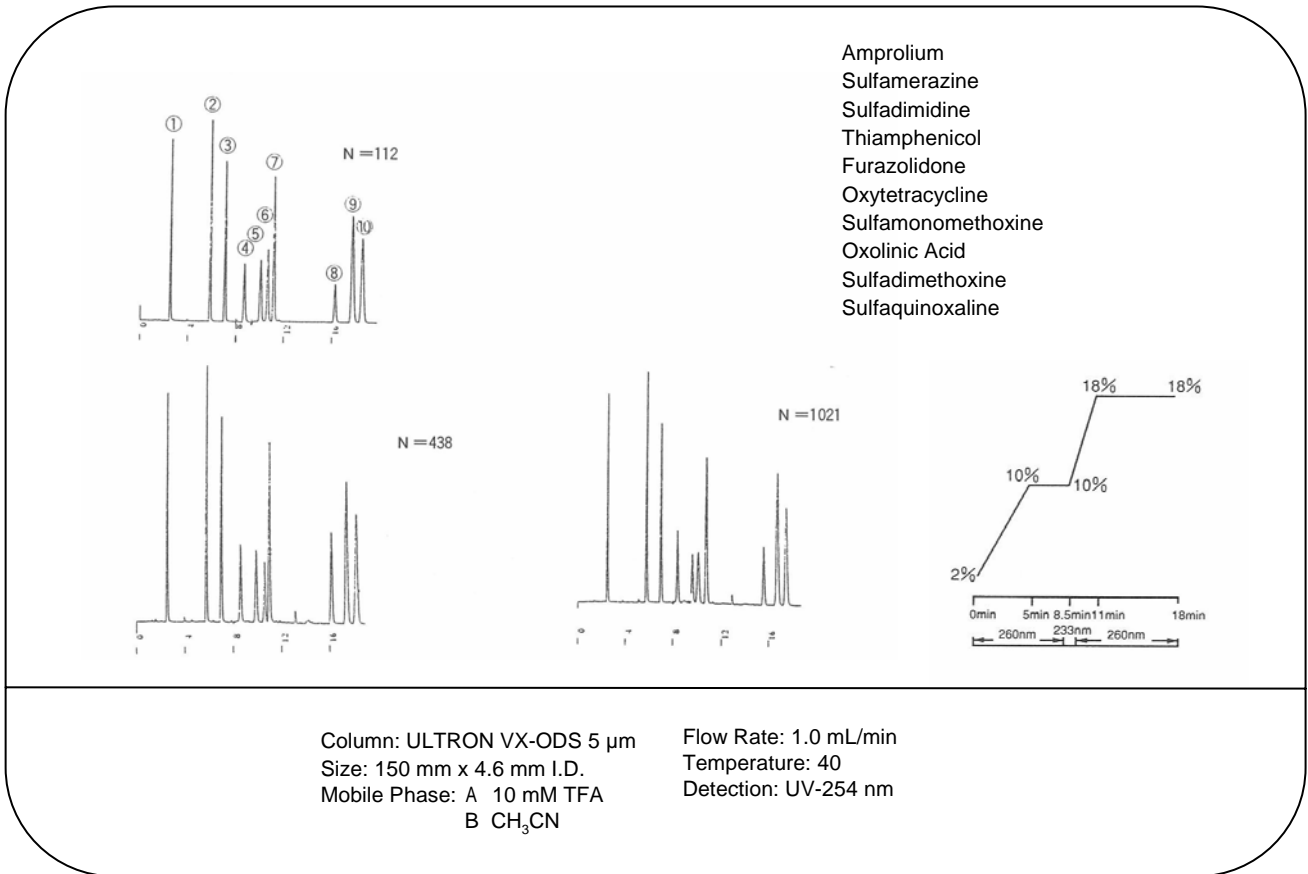
Synthetic Antibacterial Medicine Repeat Test



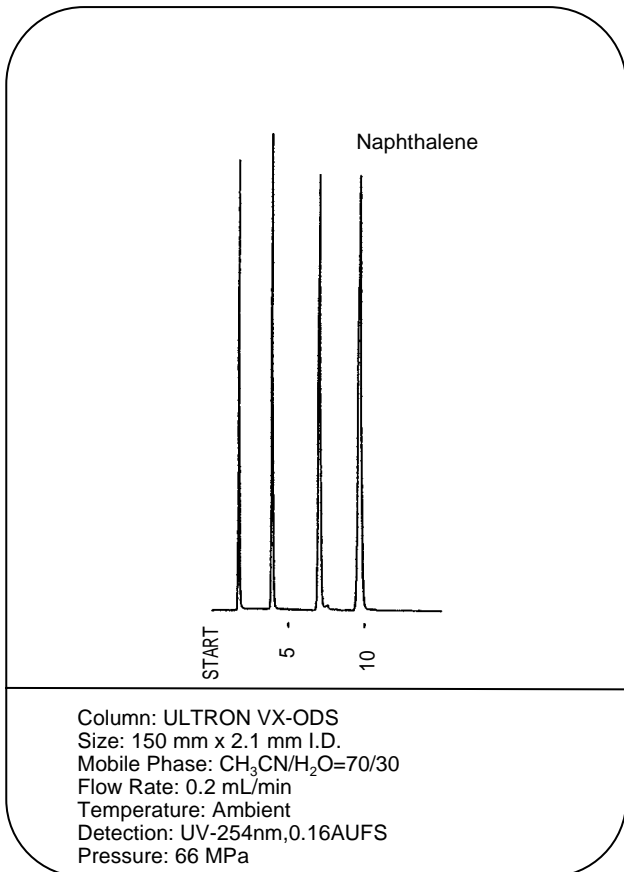
- Amprolium
- Sulfamerazine
- Sulfadimidine
- Thiamphenicol
- Furazolidone
- Oxytetracycline
- Sulfamonomethoxine
- Oxolinic Acid
- Sulfadimethoxine
- Sulfaquinoxaline

Column: ULTRON VX-ODS 5 μ m
 Size: 150 mm x 4.6 mm I.D.
 Mobile Phase: A 10 mM TFA
 B CH₃CN
 Flow Rate: 1.0 mL/min
 Temperature: 40
 Detection: UV-254 nm

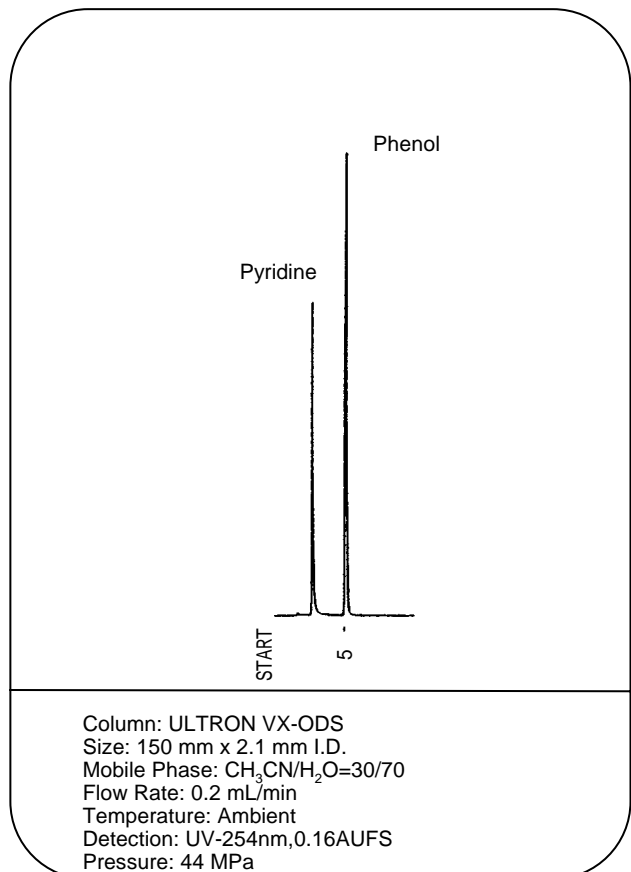
Chromatogram of The Repeat Test



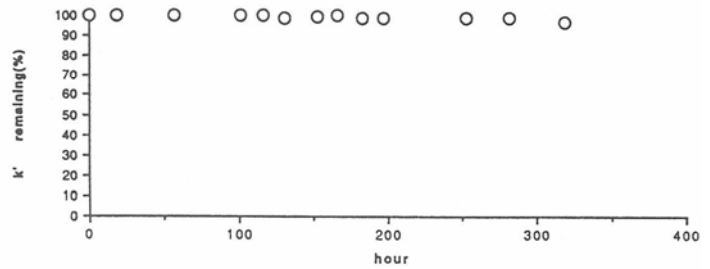
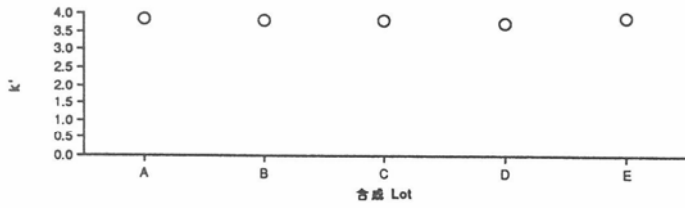
Naphthalene



Pyridine, Phenol Test



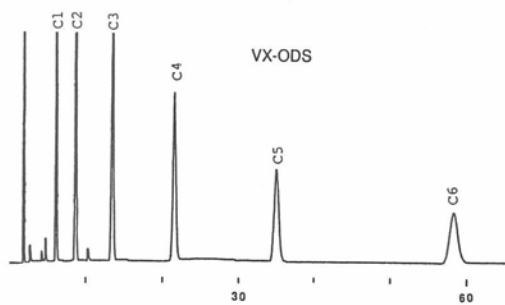
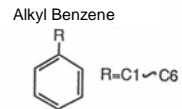
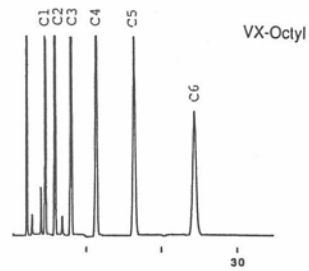
Life Test in Acidic Solution



Reproducibility
Between Syntheses Lots
Eluent Condition : 70 % Methanol
Flow Rate : 1.0 ml/min 40
Sample : Naphthalene

Life Test in Acidic Solution
Mobile Phase :60 % Methanol, 0.1 %TFA(pH2.2)

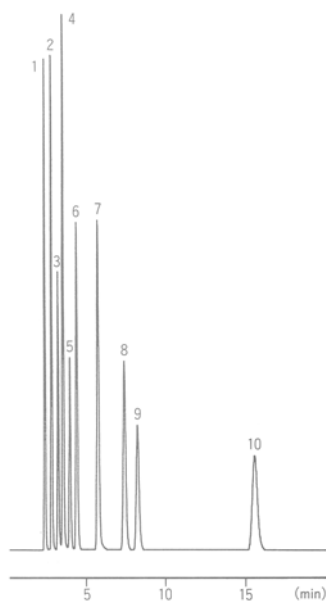
Comparison of Alkylbenzene in VX-Octyl and VX-ODS



Column: ULTRON VX-Octyl 5 μ m
Size: 150 mm x 4.6 mm I.D.
Mobile Phase: CH₃OH/H₂O

Flow Rate: 1.0 mL/min
Temperature: 40
Detection: UV-254 nm

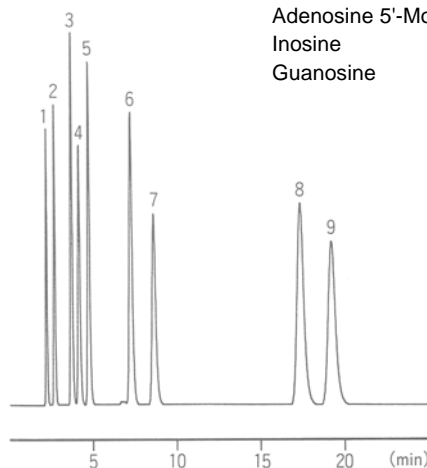
Nucleic Acid Base, Nucleoside



Cytosine
Uracil
Guanine
Adenine
Cytidine
Uridine
Thymine
Adenosine
Guanosine
Thymidine

Column: STR ODS-
Size: 150 mm x 4.6 mm I.D.
Mobile Phase: 0.1 M-Phosphate Buffer (pH2.1)
0.2 M NaClO₄
Flow Rate: 1.0 mL/min
Temperature: 50
Detection: UV-260 nm (0.32 AUFS)


Nucleoside, Nucleotide



Cytidine 5'-Monophosphate
Uridine 5'-Monophosphate
Guanosine 5'-Monophosphate
Adenosine 5'-Triphosphate
Cytidine
Uridine
Adenosine 5'-Monophosphate
Inosine
Guanosine

Column: STR ODS-
Size: 150 mm x 4.6 mm I.D.
Mobile Phase: 0.1 M KH₂PO₄ (pH5.8)
0.2 mM Na₂SO₄
Flow Rate: 1.0 mL/min
Temperature: Ambient
Detection: UV-254 nm (0.32 AUFS)

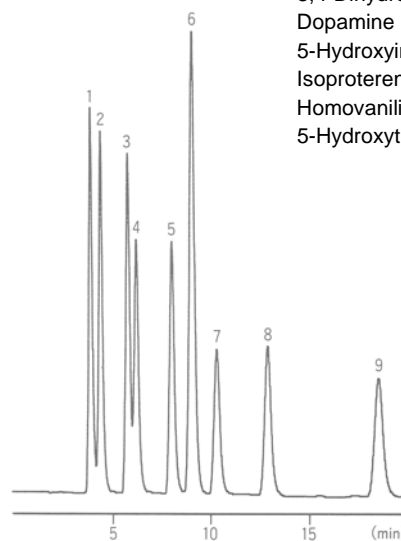
NAD, NADH



Nicotinamide Adenine
Dinucleotide Oxidized
Nicotinamide Adenine
Dinucleotide Reduced

Column: STR ODS-
Size: 150 mm x 4.6 mm I.D.
Mobile Phase: 10 mM NH₄H₂PO₄ (pH 2.6)
Flow Rate: 1.0 mL/min
Temperature: 40
Detection: UV-260 nm (0.04 AUFS)

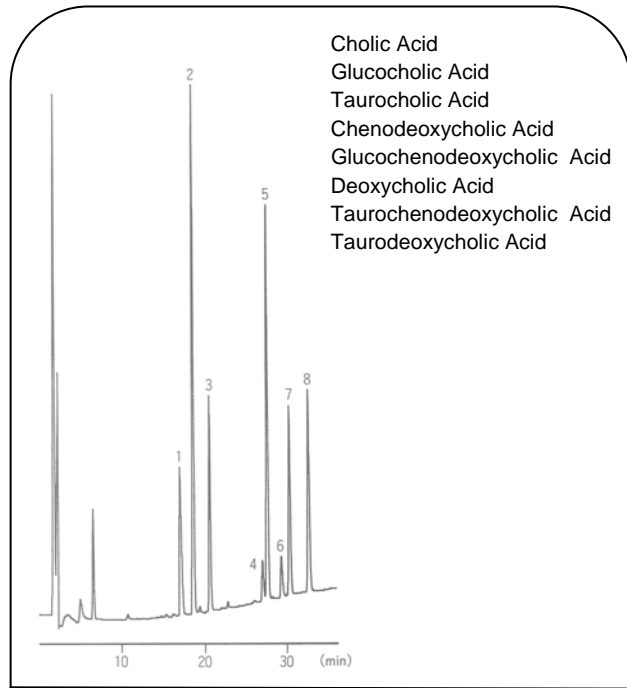
Catecholamine



Norepinephrine
Epinephrine
Normetanephrine
3,4-Dihydroxyphenylacetic Acid
Dopamine
5-Hydroxyindole-3-acetic Acid
Isoproterenol
Homovanillic Acid
5-Hydroxytryptamine

Column: STR ODS-
Size: 150 mm x 4.6 mm I.D.
Mobile Phase: 0.1M Citric Acid, 0.1M Sodium Acetate(pH4)
/ 17% CH₃OH 1-Octane Sodium Sulphonate
160mg/L EDTA 5mg/L
Flow Rate: 1.0 mL/min
Temperature: 25
Detection: ECD, 800 mV, 10 nA

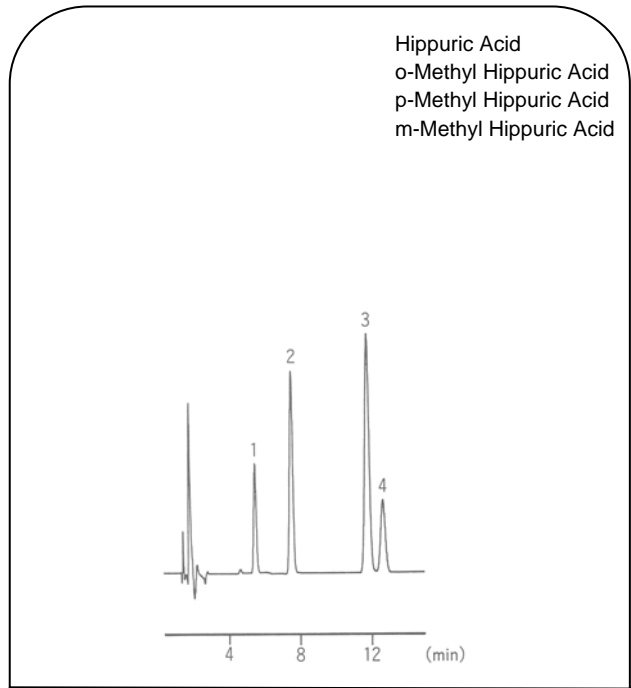
Bile Acid



- Cholic Acid
- Glucocholic Acid
- Taurocholic Acid
- Chenodeoxycholic Acid
- Glucochenodeoxycholic Acid
- Deoxycholic Acid
- Taurochenodeoxycholic Acid
- Taurodeoxycholic Acid

Column: STR ODS-
 Size: 150 mm x 4.6 mm I.D.
 Mobile Phase: CH₃CN/30 mM (NH₄)₂HPO₄
 (pH 7.2 NH₄H₂PO₄) A = 10/90, B = 50/50
 30 % B 85 % B (55 min)
 Flow Rate: 1.0 mL/min
 Temperature: 40
 Detection: UV-217 nm (0.02 AUFS)

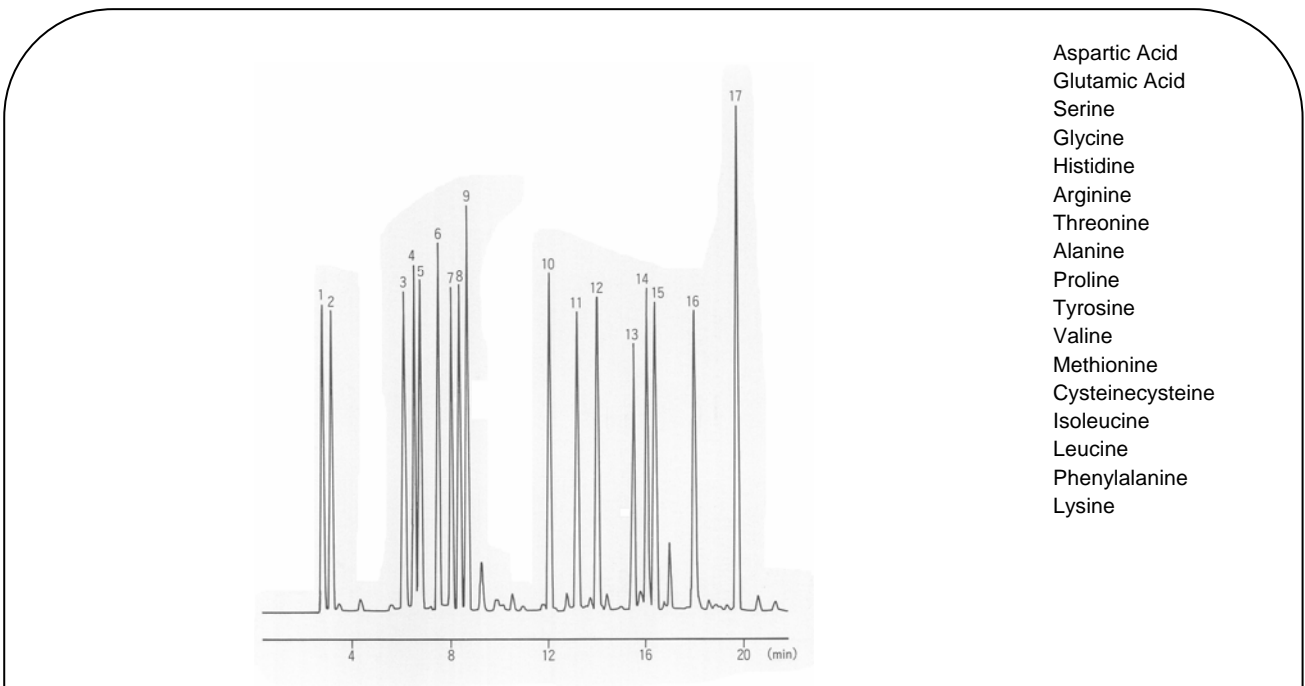
Hippuric Acid



- Hippuric Acid
- o-Methyl Hippuric Acid
- p-Methyl Hippuric Acid
- m-Methyl Hippuric Acid

Column: STR ODS-
 Size: 150 mm x 4.6 mm I.D.
 Mobile Phase: 20 mM-Phosphate Buffer (pH2.5)
 10 mM -Cyclodextrin
 CH₃CN } 8
 1
 Flow Rate: 1.0 mL/min
 Temperature: 50
 Detection: UV-260 nm (0.02 AUFS)

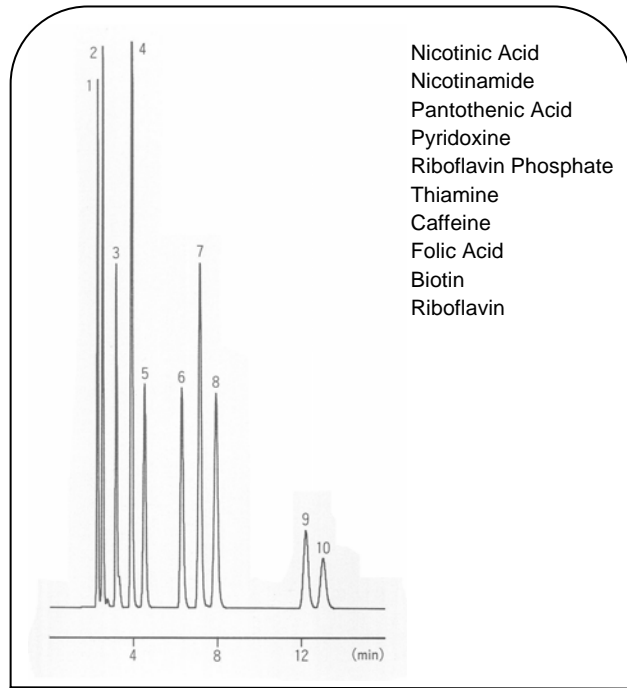
Analysis of The PTC Amino Acid



- Aspartic Acid
- Glutamic Acid
- Serine
- Glycine
- Histidine
- Arginine
- Threonine
- Alanine
- Proline
- Tyrosine
- Valine
- Methionine
- Cysteinecysteine
- Isoleucine
- Leucine
- Phenylalanine
- Lysine

Column: STR ODS-
 Size: 150 mm x 4.6 mm I.D.
 Mobile Phase: A: Sodium Acetate (pH 6.5) / CH₃CN (93:7)
 B: CH₃CN / H₂O (4:1)
 0 % B 34 % B (18 min)
 100 % B (18.01 min) 100 % B (23 min)
 Flow Rate: 1.0 mL/min
 Temperature: 40
 Detection: UV-254 nm (0.04 AUFS)

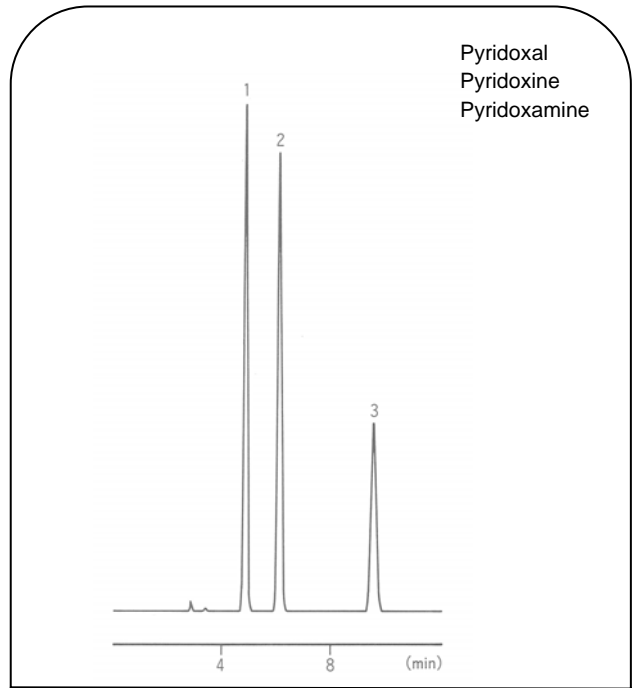
The Water-soluble Vitamin



- Nicotinic Acid
- Nicotinamide
- Pantothenic Acid
- Pyridoxine
- Riboflavin Phosphate
- Thiamine
- Caffeine
- Folic Acid
- Biotin
- Riboflavin

Column: STR ODS-
 Size: 150 mm x 4.6 mm I.D.
 Mobile Phase: 100 mM-Phosphate Buffer (pH2.1)
 0.8 mM Octane Sodium Sulphonate } 9
 CH₃CN } 1
 Flow Rate: 1.0 mL/min
 Temperature: 40
 Detection: UV-210 nm (0.16 AUFS)

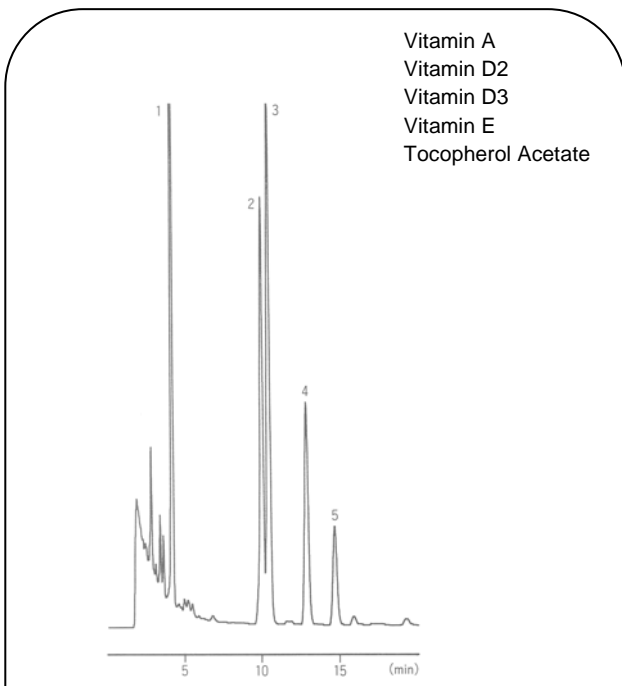
The Water-soluble Vitamin



- Pyridoxal
- Pyridoxine
- Pyridoxamine

Column: STR ODS-
 Size: 150 mm x 4.6 mm I.D.
 Mobile Phase: 100 mM-Phosphate Buffer (pH2.1)
 50 mM Hexane Sodium Sulphonate } 9
 CH₃CN } 1
 Flow Rate: 1.0 mL/min
 Temperature: 45
 Detection: UV-210 nm (0.04 AUFS)

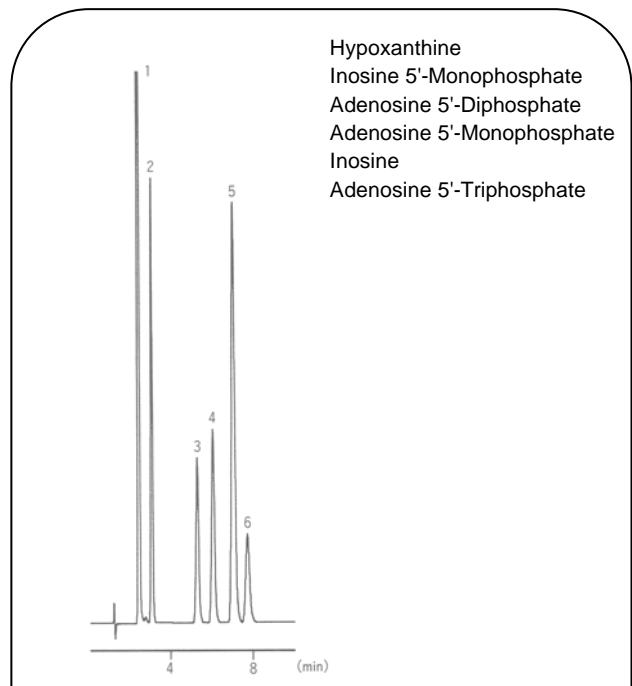
Fat-soluble Vitamin



- Vitamin A
- Vitamin D2
- Vitamin D3
- Vitamin E
- Tocopherol Acetate

Column: STR ODS-
 Size: 150 mm x 4.6 mm I.D.
 Mobile Phase: 100 % CH₃CN
 Flow Rate: 1.0 mL/min
 Temperature: 40
 Detection: UV-280 nm (0.08 AUFS)

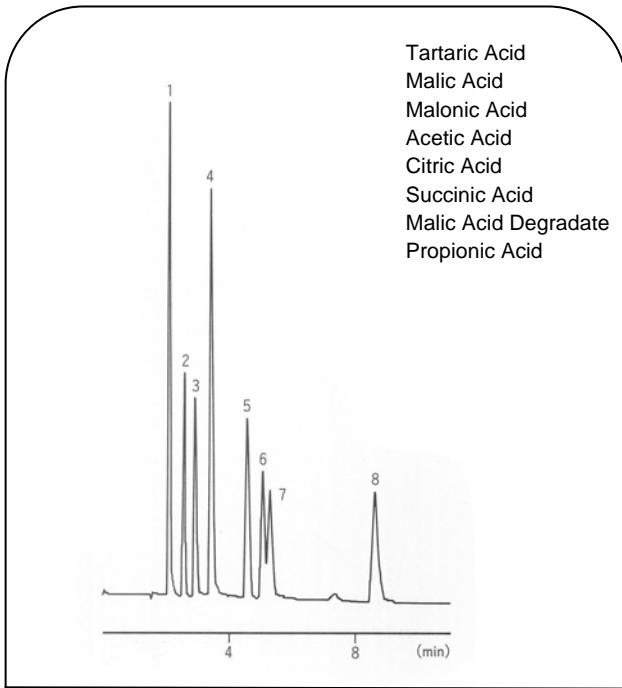
The Freshness K Value



- Hypoxanthine
- Inosine 5'-Monophosphate
- Adenosine 5'-Diphosphate
- Adenosine 5'-Monophosphate
- Inosine
- Adenosine 5'-Triphosphate

Column: STR ODS-
 Size: 150 mm x 4.6 mm I.D.
 Mobile Phase: 24mM 2-Diethylaminoethanol is contained
 16mM Citric Acid Aqueous Solution
 Flow Rate: 2.0 mL/min
 Temperature: 40
 Detection: UV-250 nm (0.04 AUFS)

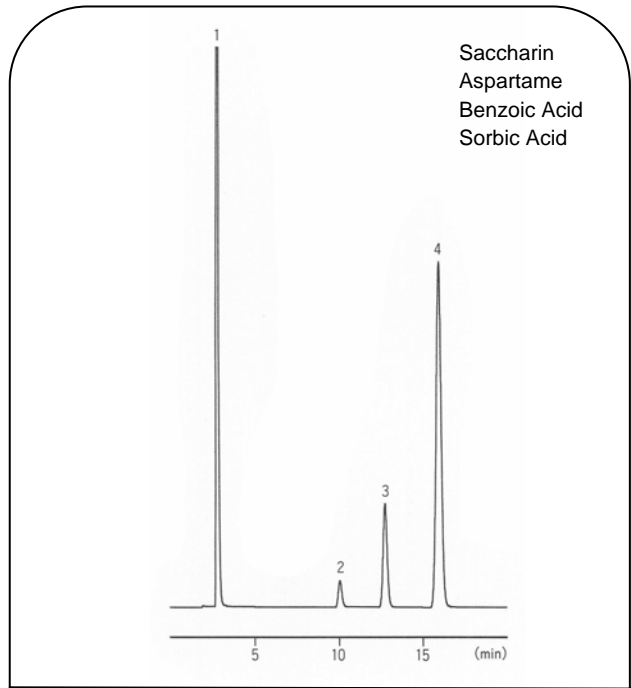
Organic Acids



Tartaric Acid
Malic Acid
Malonic Acid
Acetic Acid
Citric Acid
Succinic Acid
Malic Acid Degradate
Propionic Acid

Column: STR ODS-
Size: 150 mm x 4.6 mm I.D.
Mobile Phase: 5mM NH₄H₂PO₄ (pH 2.4)
Flow Rate: 1.0 mL/min
Temperature: 40
Detection: UV-210 nm (0.08 AUFS)

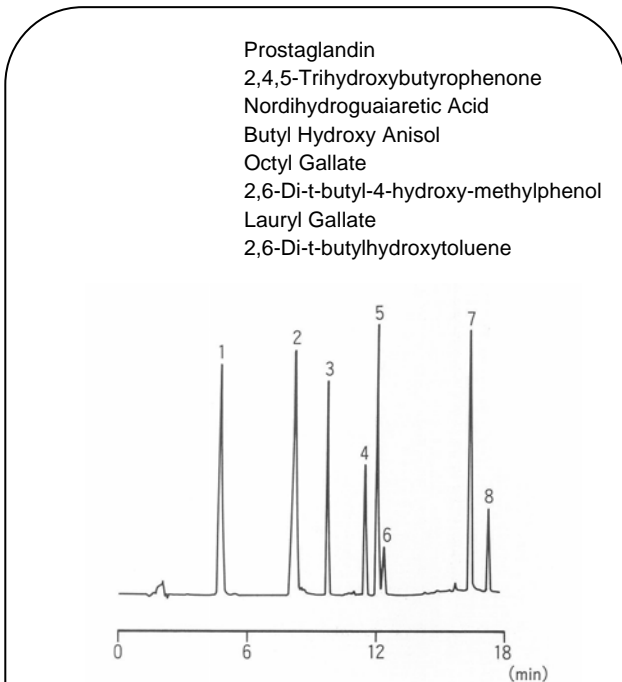
Saccharin, Aspartame, Benzoic Acid, Sorbic Acid



Saccharin
Aspartame
Benzoic Acid
Sorbic Acid

Column: STR ODS-
Size: 150 mm x 4.6 mm I.D.
Mobile Phase: 40 mM Acetate Buffer (pH4.0) 3
CH₃OH 1
Flow Rate: 1.0 mL/min
Temperature: 40
Detection: UV-250 nm (0.16 AUFS)

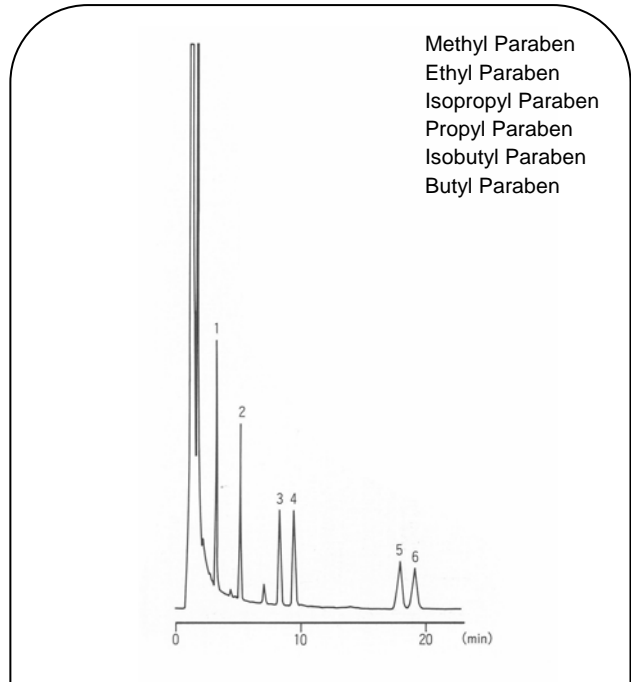
**The Phenolic System Antioxidant
(It is added to the edible oil of the marketing.)**



Prostaglandin
2,4,5-Trihydroxybutyrophenone
Nordihydroguaiaretic Acid
Butyl Hydroxy Anisol
Octyl Gallate
2,6-Di-t-butyl-4-hydroxy-methylphenol
Lauryl Gallate
2,6-Di-t-butylhydroxytoluene

Column: STR ODS-
Size: 150 mm x 4.6 mm I.D.
Mobile Phase: A: 10 mM-Phosphate Buffer (pH2.6)
B: CH₃CN
30 % B (4 min) 63 % B (4.01 min)
63 % B (10 min) 90 % (10.01 min)
90 % B (16 min) 30 % B (16.01 min)
30 % B (25 min)
Flow Rate: 1.0 mL/min
Temperature: 40
Detection: SPD-10A, 280 nm 2AU/V, AT = 7

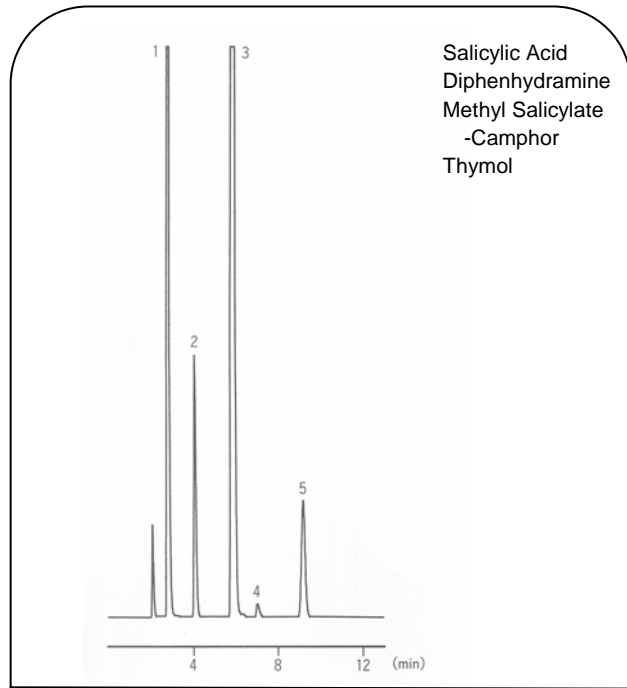
**Paraben
(It is added to the soy sauce of the marketing.)**



Methyl Paraben
Ethyl Paraben
Isopropyl Paraben
Propyl Paraben
Isobutyl Paraben
Butyl Paraben

Column: STR ODS-
Size: 150 mm x 4.6 mm I.D.
Mobile Phase: 10 mM-Phosphate Buffer (pH2.6)
CH₃OH
Flow Rate: 1.5 mL/min
Temperature: 40
Detection: SPD-10A, 270 nm 2AU/V, AT = 6

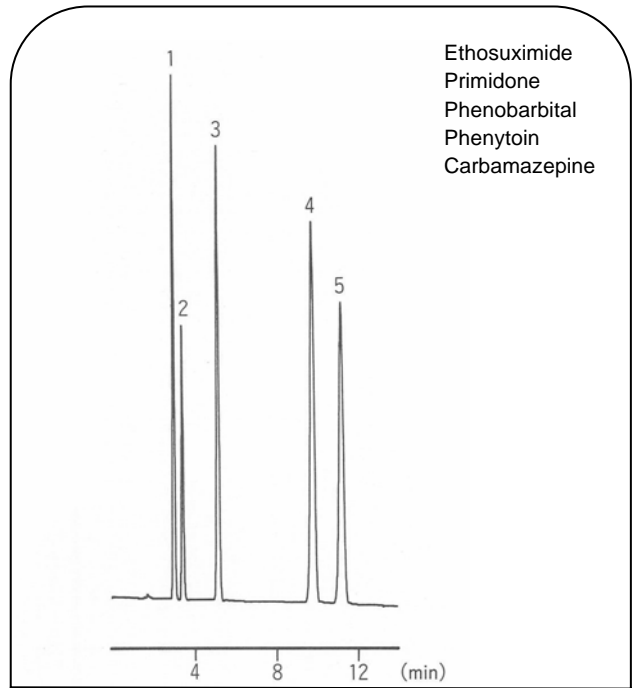
The Component of The Anti-inflammatory Agent



Salicylic Acid
Diphenhydramine
Methyl Salicylate
-Camphor
Thymol

Column: STR ODS-
Size: 150 mm x 4.6 mm I.D.
Mobile Phase: 10 mM-Phosphate Buffer (pH2.6)
20 mM Heptane Sodium Sulphonate } 3
CH₃OH } 2
CH₃CN } 2
Flow Rate: 1.0 mL/min
Temperature: 45
Detection: UV-210 nm (0.08 AUFS)

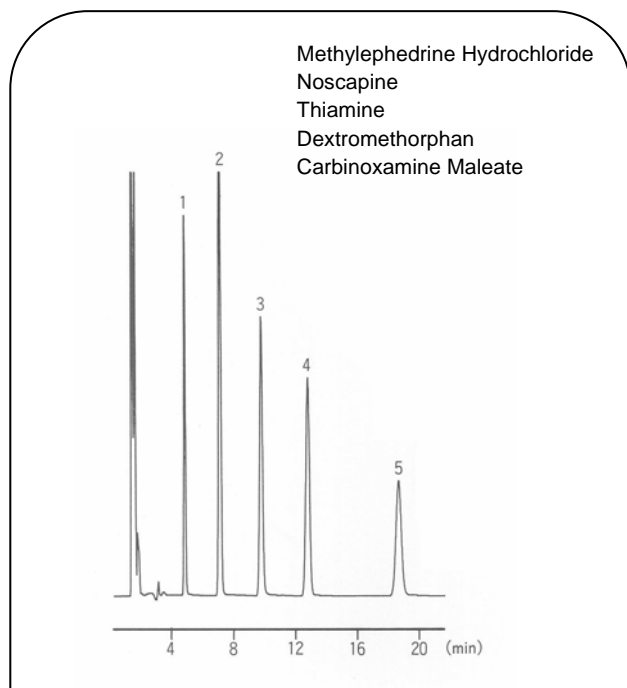
Anticonvulsant Analysis



Ethosuximide
Primidone
Phenobarbital
Phenytoin
Carbamazepine

Column: STR ODS-
Size: 150 mm x 4.6 mm I.D.
Mobile Phase: 100 mM Phosphoric Acid Buffer (pH4.0)
/ CH₃OH / CH₃CN (4 / 2 / 1)
Flow Rate: 1.0 mL/min
Temperature: 40
Detection: UV-250 nm (0.16 AUFS)

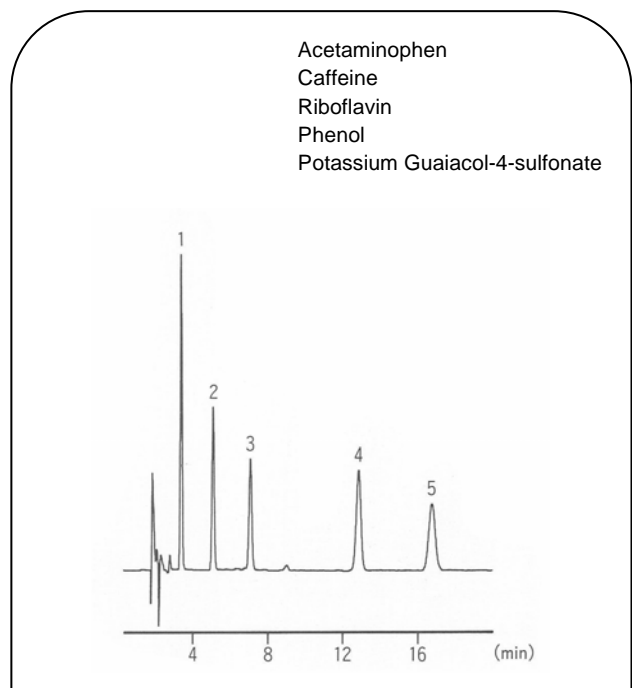
The Component of The Cold Remedy



Methylephedrine Hydrochloride
Noscapine
Thiamine
Dextromethorphan
Carbinoxamine Maleate

Column: STR ODS-
Size: 150 mm x 4.6 mm I.D.
Mobile Phase: CH₃CN } 510
H₂O } 490
H₃PO₄ } 1
0.5 % Sodium Dodecyl Sulfate
Flow Rate: 1.0 mL/min
Temperature: 50
Detection: UV-210 nm (0.04 AUFS)

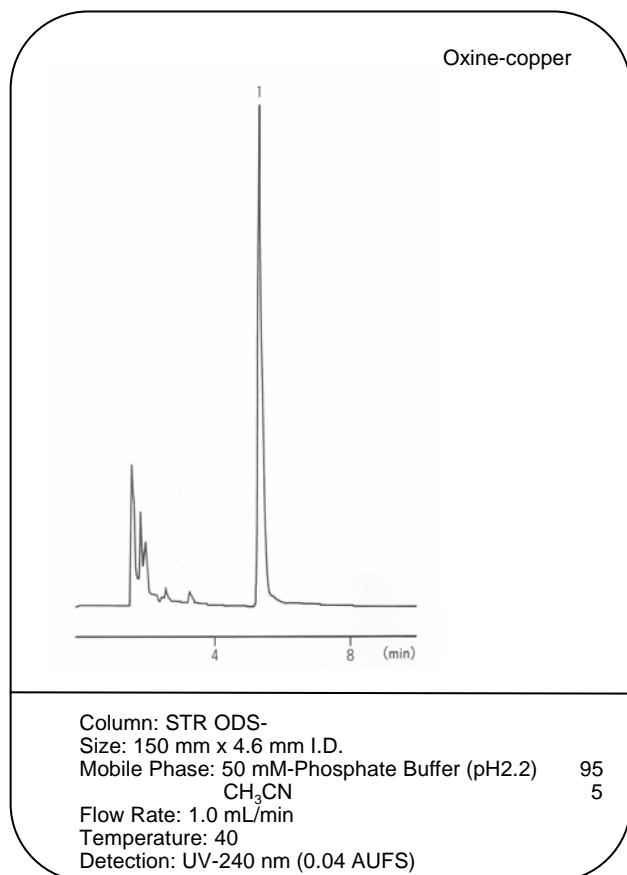
The Component of The Cold Remedy



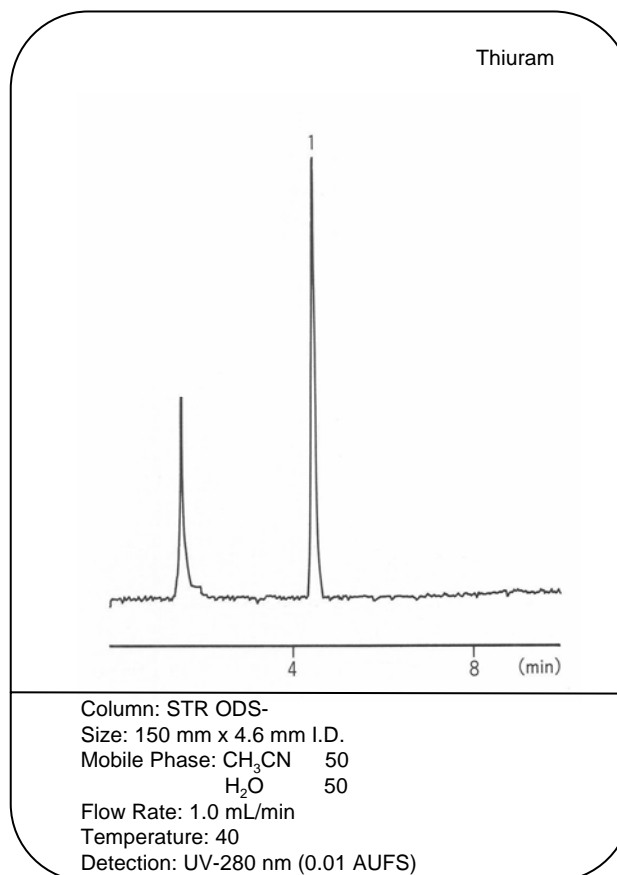
Acetaminophen
Caffeine
Riboflavin
Phenol
Potassium Guaiacol-4-sulfonate

Column: STR ODS-
Size: 150 mm x 4.6 mm I.D.
Mobile Phase: H₂O } 15
CH₃CN } 2
50 mM Tetrabutylammonium } 1
(It is adjusted at pH=6 in The Phosphoric Acid)
Flow Rate: 1.0 mL/min
Temperature: 50
Detection: UV-280 nm (0.01 AUFS)

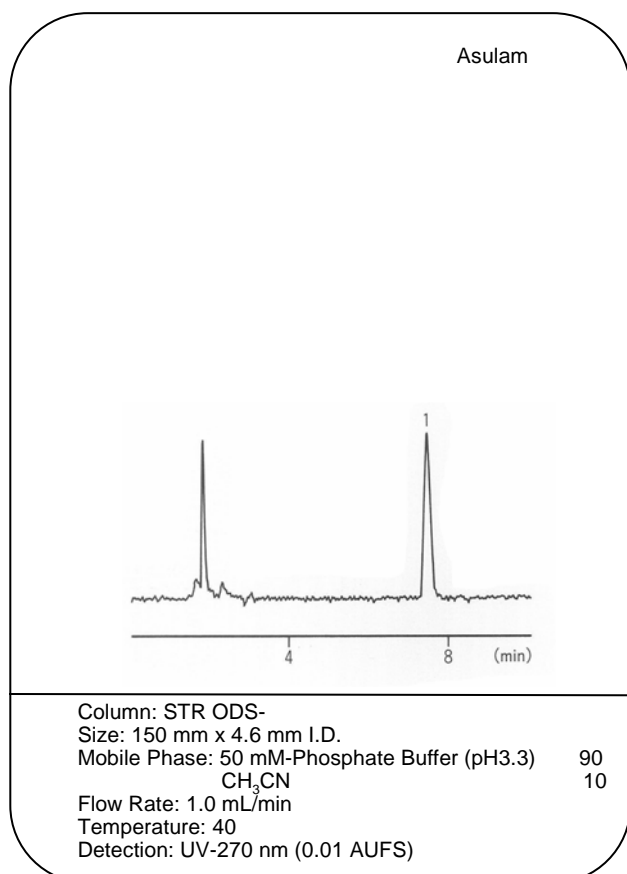
Oxine Copper



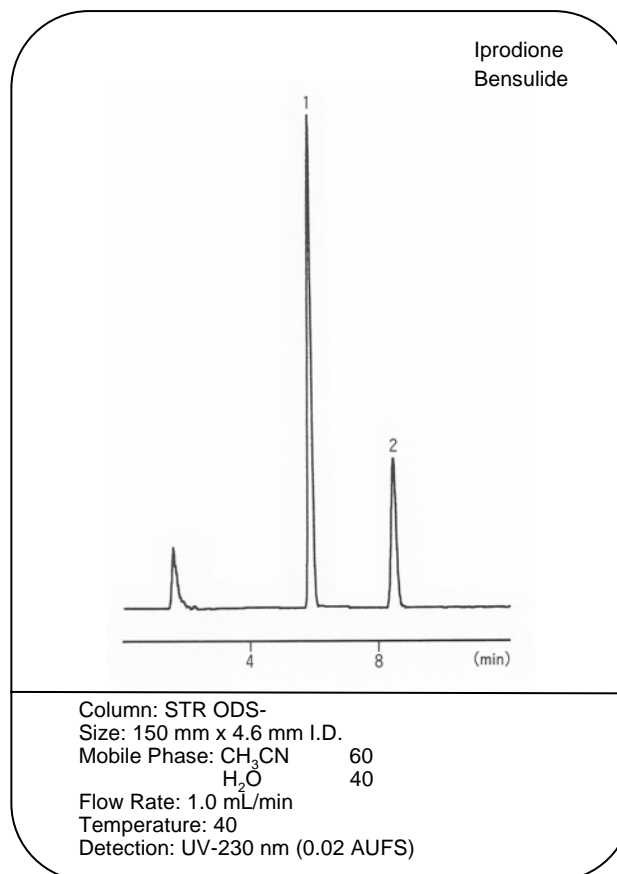
Thiuram



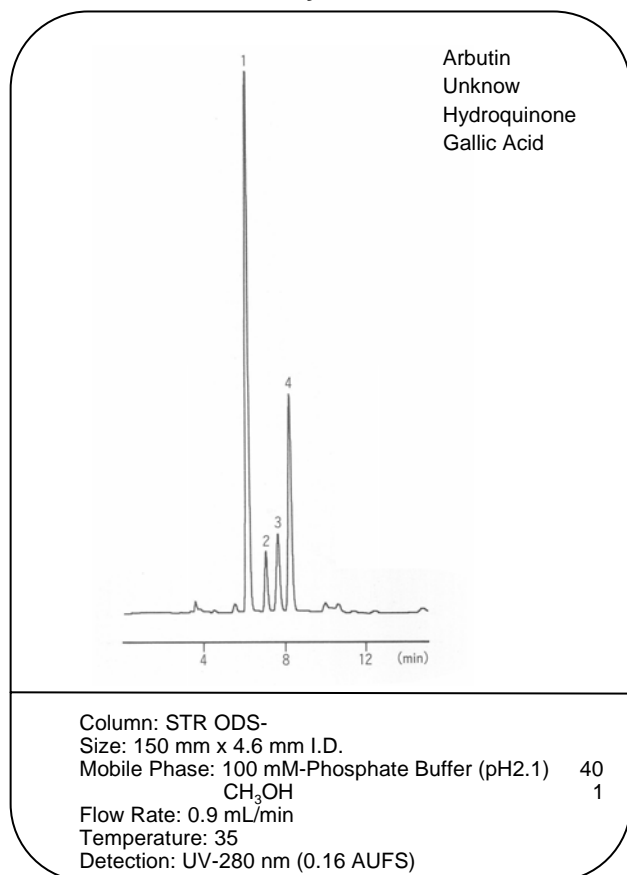
Asulam



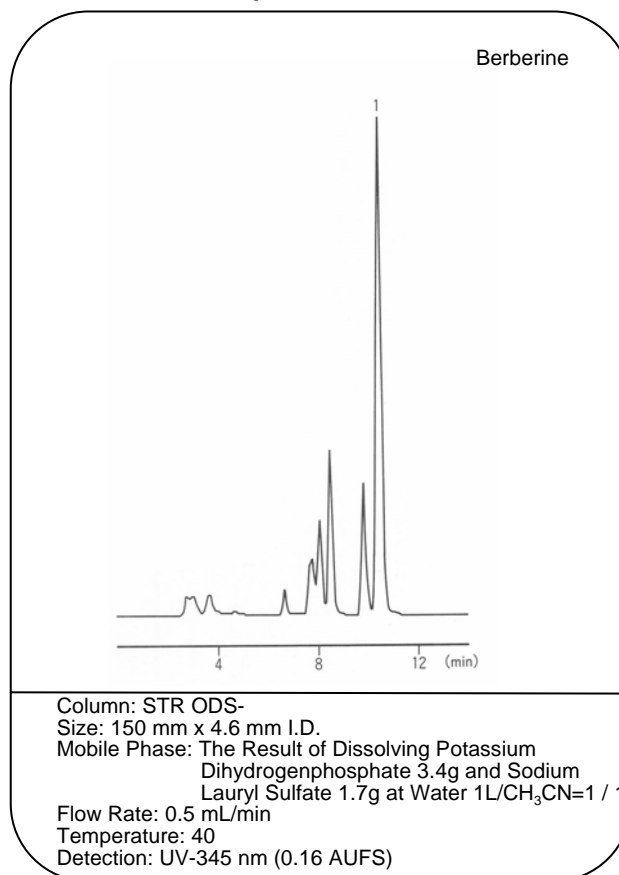
Iprodione, Bensulide



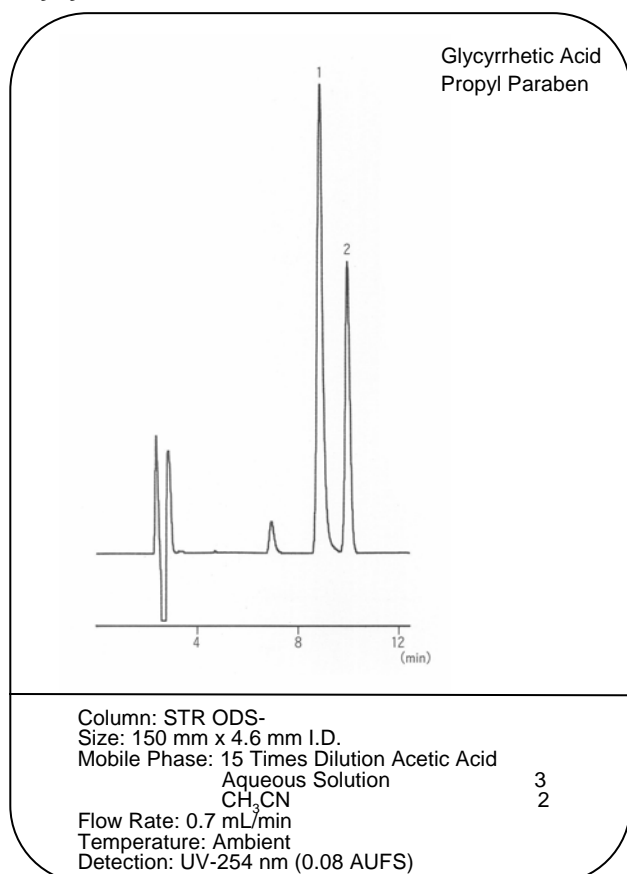
Arbutin in The Bearberry Leaf End



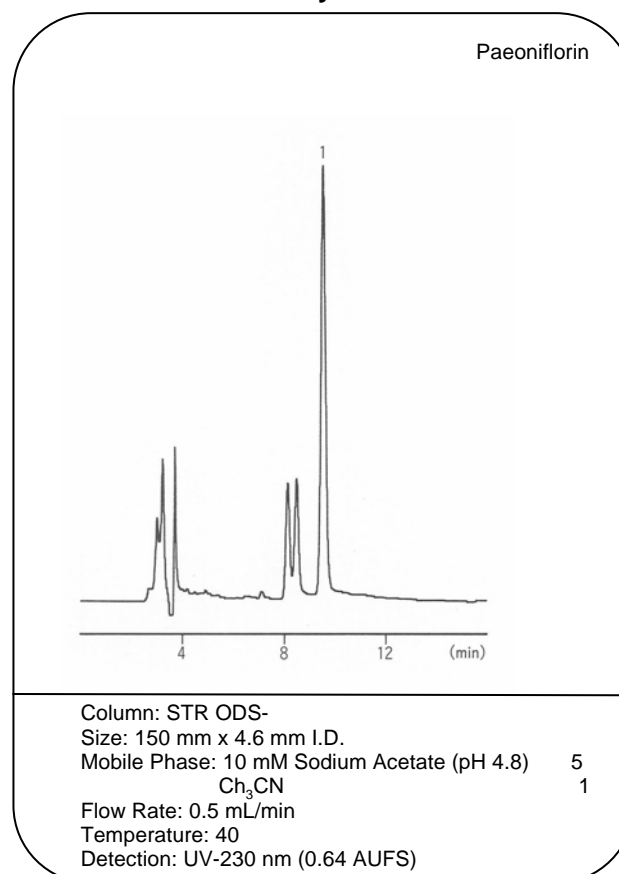
Berberine in The Coptis End



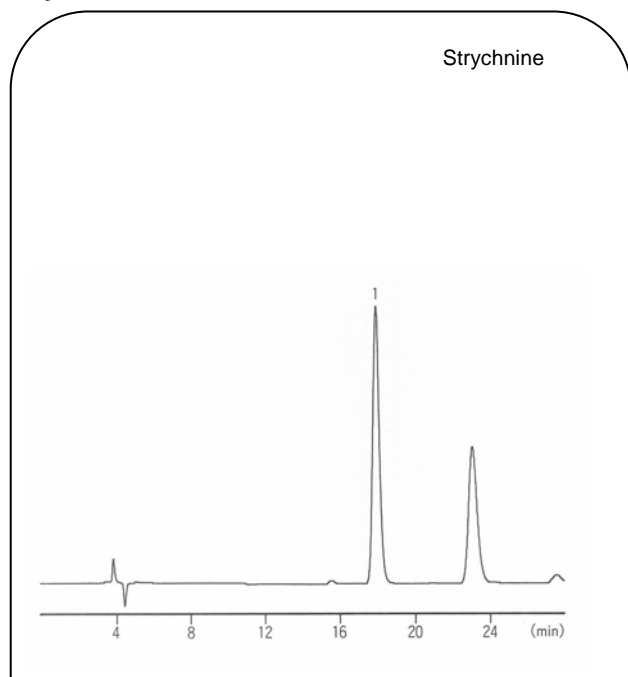
Glycyrrhizin in The Licorice End



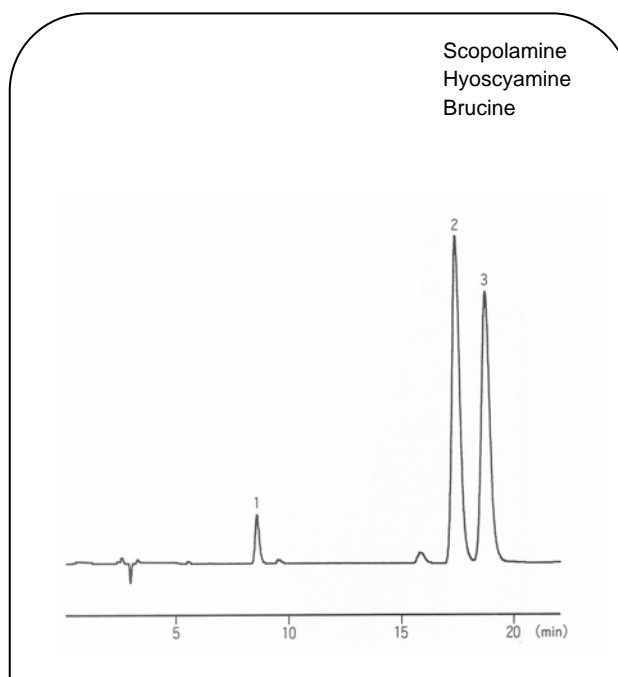
Paeoniflorin in The Peony End



Strychnine in Nux Vomica



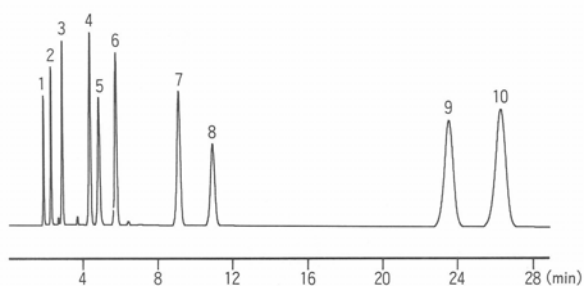
Column: STR ODS-
 Size: 150 mm x 4.6 mm I.D.
 Mobile Phase: (The Result of Dissolving Potassium
 Dihydrogenphosphate 6.8g in Water 1000mL) /
 Acetonitrile/Triethylamine=45/5/1 The Result of
 Adjusting at pH=3 in The Phosphoric Acid
 Flow Rate: 0.5 mL/min
 Temperature: 40
 Detection: UV-210 nm (0.16 AUFS)

Scopolamine and Hyoscyamus Niger Thiamine in
The Rohto Extract

Column: STR ODS-
 Size: 150 mm x 4.6 mm I.D.
 Mobile Phase: The Liquid by Adding Water after It
 Dissolved Potassium Dihydrogenphosphate
 6.8g at Water 900 mL and Added Triethylamine
 10 mL, and after It Adjusted It in The Phosphoric
 Acid in pH3.5 as 1000mL/CH₃CN=9/1
 Flow Rate: 0.8 mL/min
 Temperature: Ambient
 Detection: UV-210 nm (0.16 AUFS)

Nucleoside, Nucleotide

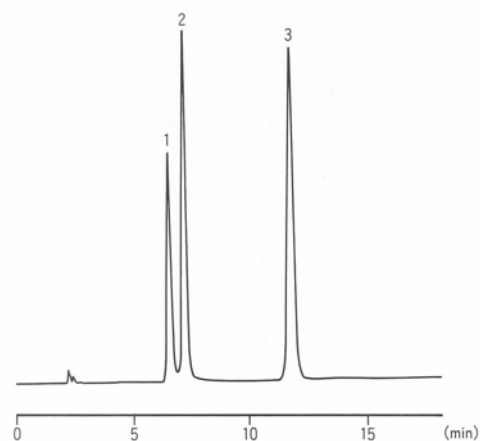
Cytidine 5 -Diphosphate
 Cytidine 5 -Monophosphate
 Uridine 5 -Monophosphate
 Guanosine 5 -Monophosphate
 Adenosine 5 -Triphosphate
 Gytidine
 Uridine
 Adenosine 5 -Monophosphate
 Inosine
 Guanosine



Column: STR ODS-M
 Size: 150 mm x 4.6 mm I.D.
 Mobile Phase: 0.1 M KH_2PO_4 , 20 mM Na_2SO_4 (pH 5.8)
 Flow Rate: 1.0 mL/min
 Temperature: 30
 Detection: UV-254 nm

AMP, ADP, ATP

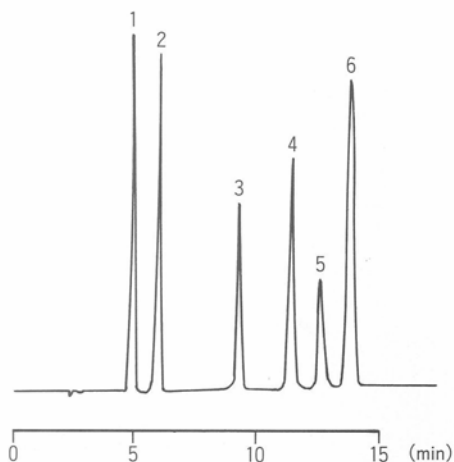
Adenosine 5 -Monophosphate
 Adenosine 5 -Diphosphate
 Adenosine 5 -Triphosphate



Column: STR ODS-M
 Size: 150 mm x 4.6 mm I.D.
 Mobile Phase: 30 mM 2-Diethylaminoethanol is contained
 20 mM Citric Acid Aqueous Solution
 Flow Rate: 0.8 mL/min
 Temperature: 40
 Detection: UV-260 nm

The Freshness K Value

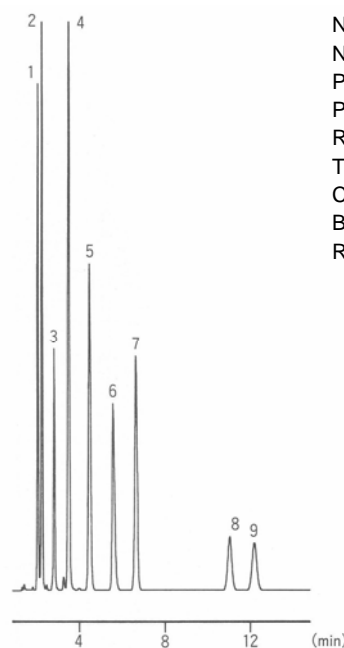
Hypoxanthine
 Inosine 5 -Monophosphate
 Adenosine 5 -Monophosphate
 Adenosine 5 -Diphosphate
 Adenosine 5 -Triphosphate
 Isosine



Column: STR ODS-M
 Size: 150 mm x 4.6 mm I.D.
 Mobile Phase: 24 mM 2-Diethylaminoethanol is contained
 16 mM Citric Acid Aqueous Solution
 Flow Rate: 2.0 mL/min
 Temperature: 40
 Detection: UV-250 nm

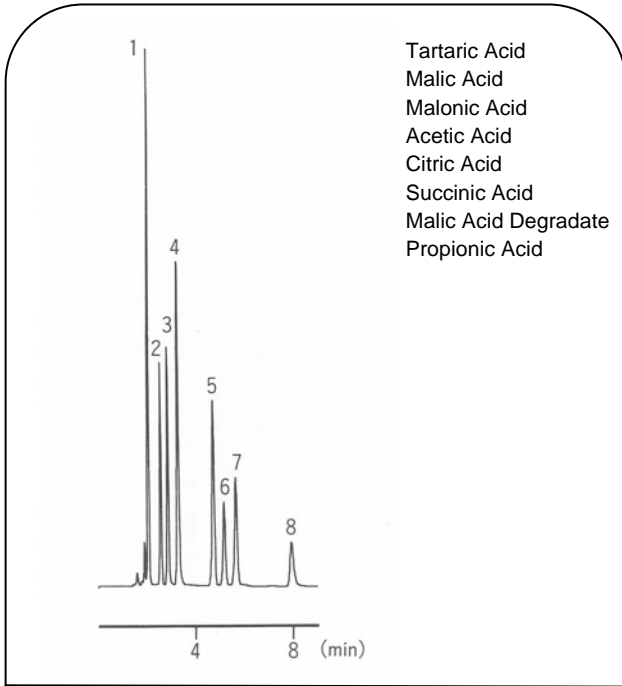
The Water-soluble Vitamin

Nicotinic Acid
 Nicotinamide
 Pantothenic Acid
 Pyridoxine
 Riboflavin Phosphate
 Thiamine
 Caffeine
 Biotin
 Riboflavin



Column: STR ODS-M
 Size: 150 mm x 4.6 mm I.D.
 Mobile Phase: 100 mM-Phosphate Buffer (pH2.1)
 0.9 mM Octane Sodium Sulphonate } 9
 CH_3CN } 1
 Flow Rate: 1.0 mL/min
 Temperature: 40
 Detection: UV-210 nm

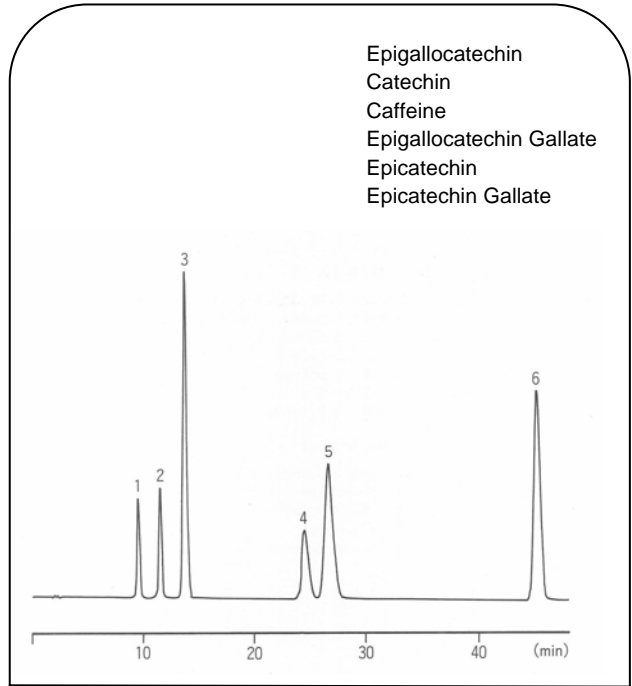
Organic Acids



Tartaric Acid
Malic Acid
Malonic Acid
Acetic Acid
Citric Acid
Succinic Acid
Malic Acid Degradate
Propionic Acid

Column: STR ODS-M
Size: 150 mm x 4.6 mm I.D.
Mobile Phase: 10 mM NH₂PO₄
(It is adjusted at pH=2.3 in The Phosphoric Acid)
Flow Rate: 1.0 mL/min
Temperature: 40
Detection: UV-210 nm

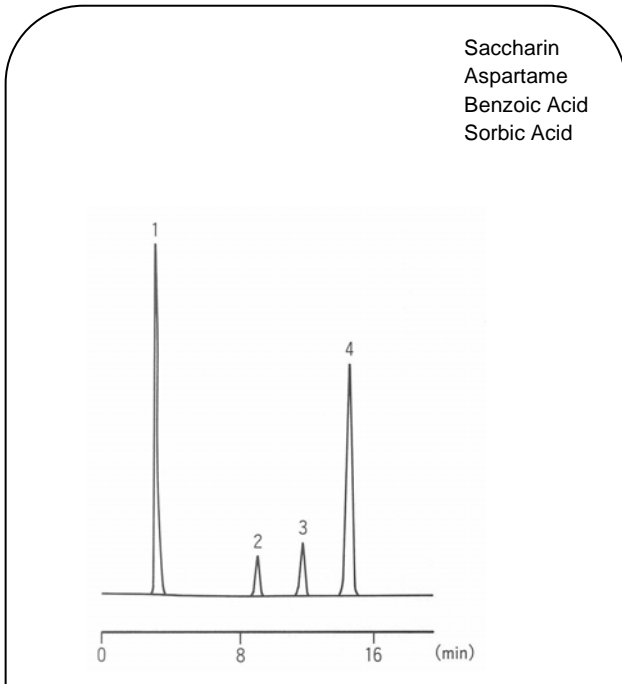
Caffeine and Catechin



Epigallocatechin
Catechin
Caffeine
Epigallocatechin Gallate
Epicatechin
Epicatechin Gallate

Column: STR ODS-M
Size: 150 mm x 4.6 mm I.D.
Mobile Phase: A: 10 mM-Phosphate Buffer (pH2.6)
B: CH₃CN
7 % B (7 min) 7 % B (30 min) 12 % B (30.01 min)
12 % B (45 min) 50 % B (45.01 min)
50 % B (50 min) 7 % B (50.01 min)
7 % B (80 min)
Flow Rate: 1.0 mL/min
Temperature: 45
Detection: UV-280 nm (0.64 AUFS)

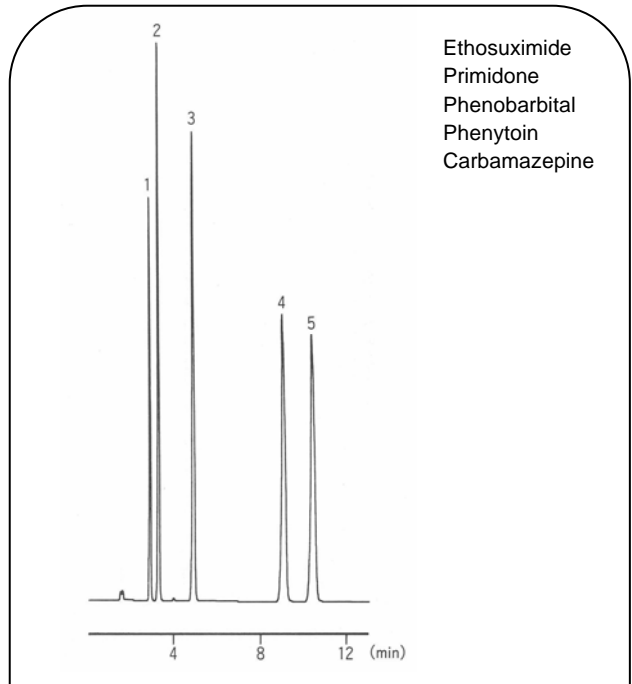
Saccharin, Aspartame, Benzoic Acid, Sorbic Acid



Saccharin
Aspartame
Benzoic Acid
Sorbic Acid

Column: STR ODS-M
Size: 150 mm x 4.6 mm I.D.
Mobile Phase: 40 mM Acetate Buffer (pH4.0) 3
CH₃OH 1
Flow Rate: 1.0 mL/min
Temperature: 40
Detection: UV-250 nm (0.32 AUFS)

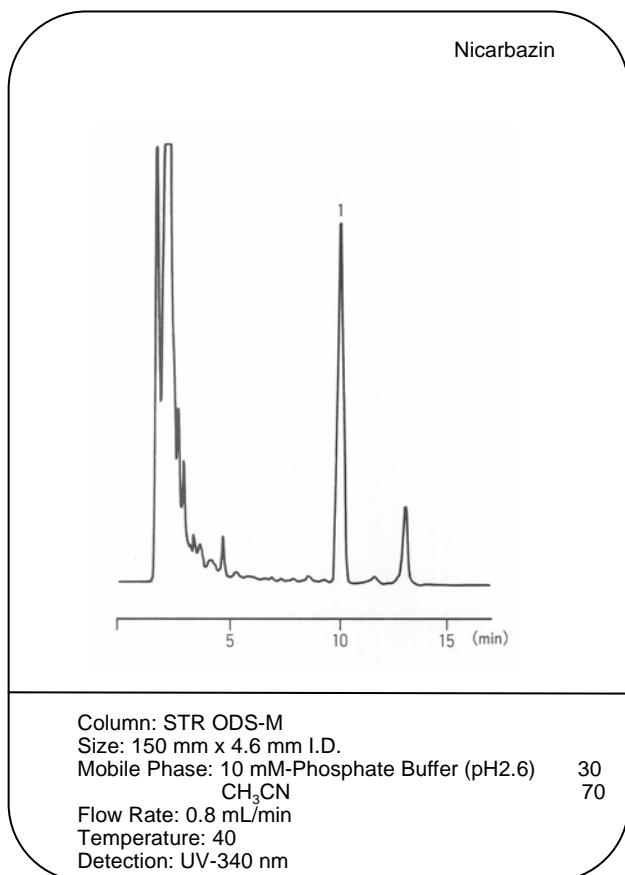
AnticoNvulsant Analysis



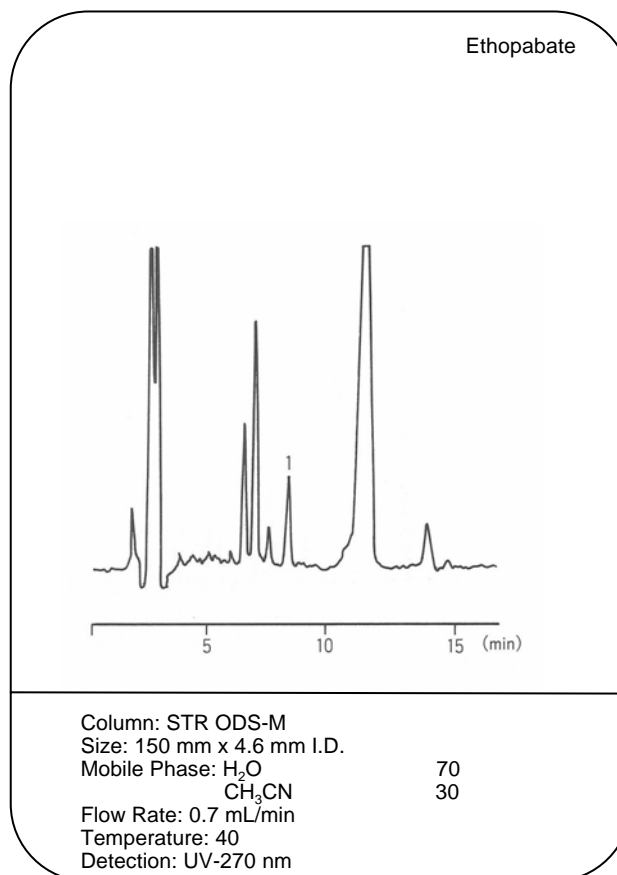
Ethosuximide
Primidone
Phenobarbital
Phenytoin
Carbamazepine

Column: STR ODS-M
Size: 150 mm x 4.6 mm I.D.
Mobile Phase: 100 mM-Phosphate Buffer (pH2.1) 4
CH₃OH 2
CH₃CN 1
Flow Rate: 1.0 mL/min
Temperature: 40
Detection: UV-205 nm

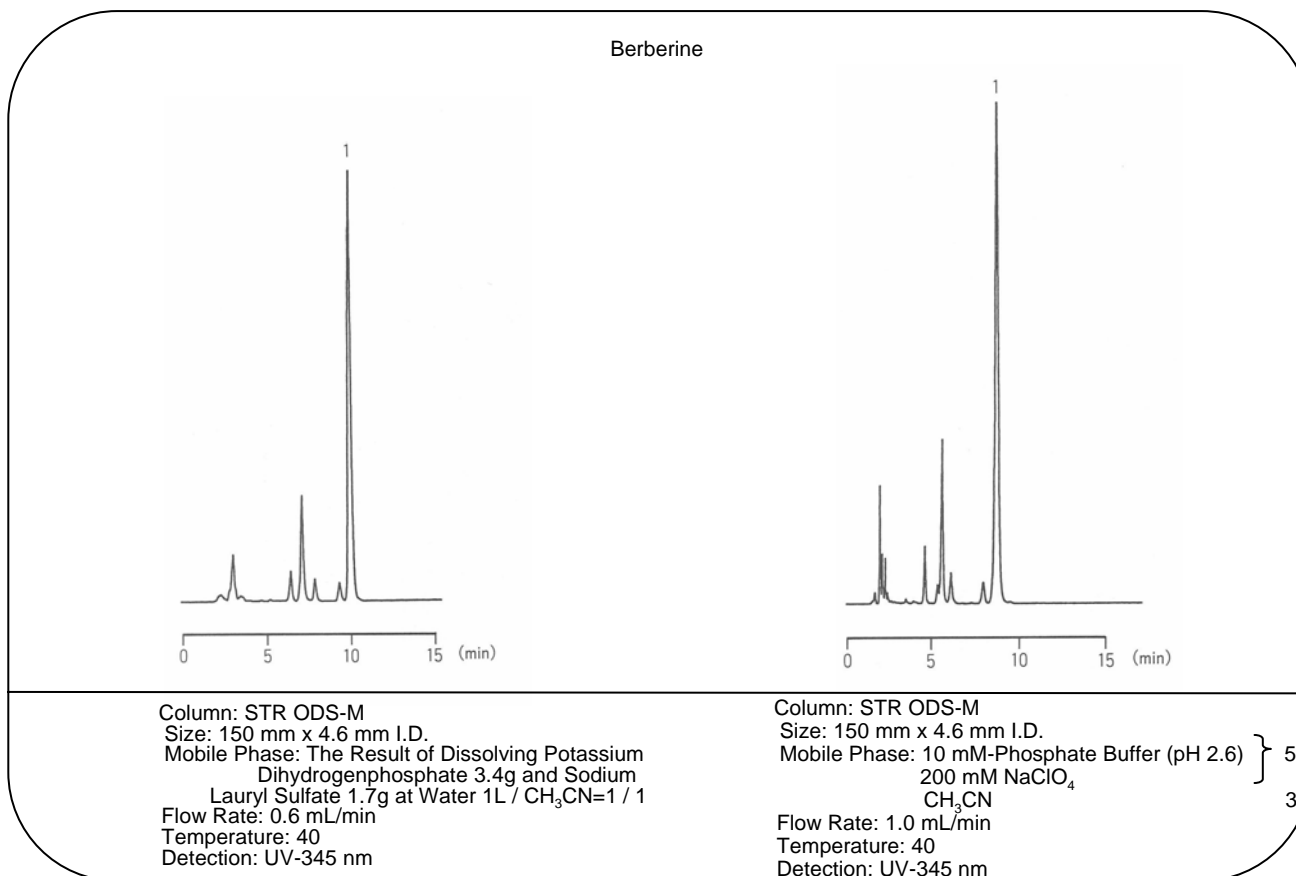
Nicarbazin



Ethopabate

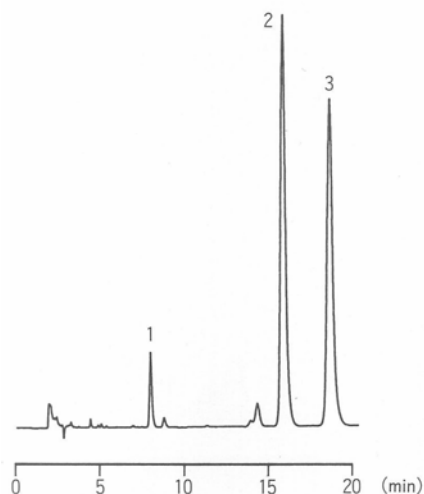


Berberine

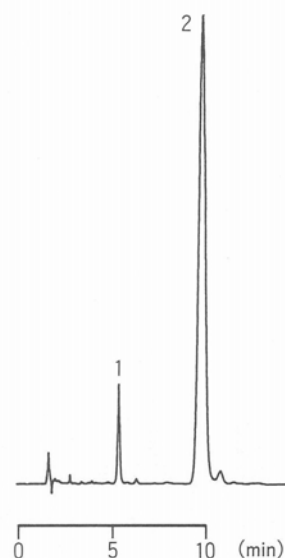


Scopolanime, Hyoscyamine

Scopolanime
Hyoscyamine
Brucine



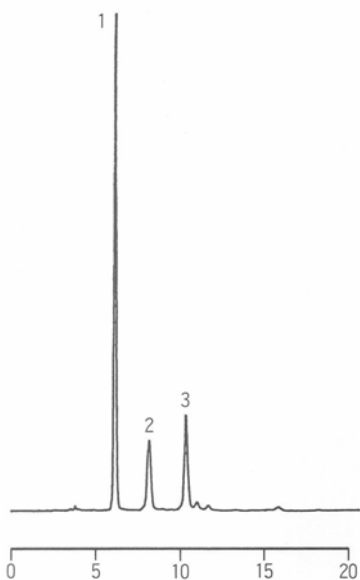
Column: STR ODS-M Size: 150 mm x 4.6 mm I.D.
Mobile Phase: The Liquid by Adding Water after It
Dissolved Potassium Dihydrogenphosphate
6.8g at Water 900 mL and Added Triethylamine
10 mL, and after It Adjusted It in The Phosphoric
Acid in pH3.5 as 1000 mL / CH₃CN = 9 / 1
Flow Rate: 0.8 mL/min Temperature: ambient
Detection: UV-210 nm



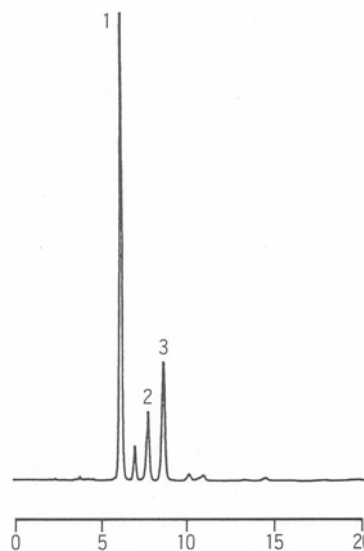
Column: STR ODS-M
Size: 150 mm x 4.6 mm I.D.
Mobile Phase: 10 mM-Phosphate Buffer (pH 2.6) } 3
200 mM NaClO₄
CH₃CN } 1
Flow Rate: 1.0 mL/min
Temperature: 40
Detection: UV-210 nm

Arbutin

Arbutin
Hydroquinone
Gallic Acid

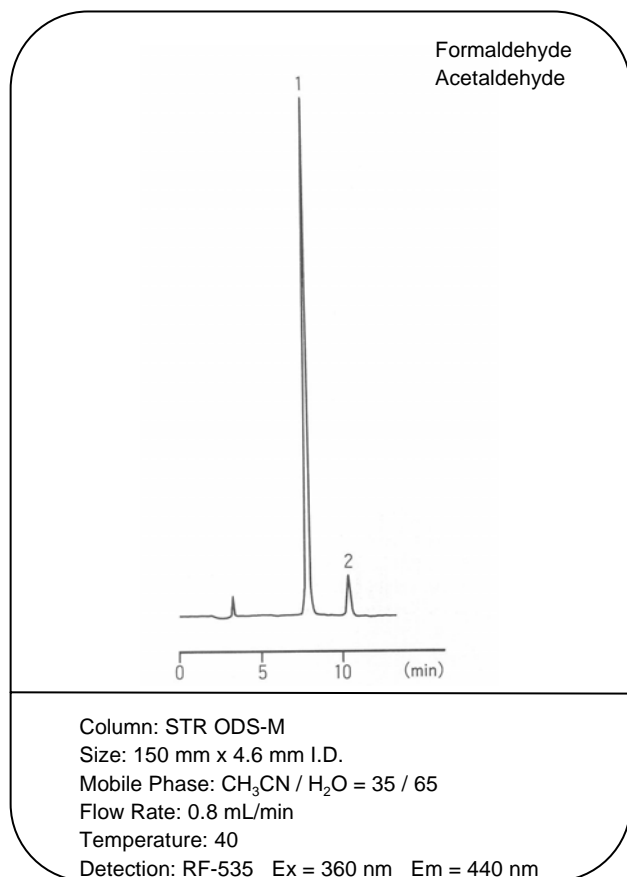


Column: STR ODS-M
Size: 150 mm x 4.6 mm I.D.
Mobile Phase: H₂O / CH₃OH / 0.1N-HCl = 94 / 5 / 1
Flow Rate: 0.8 mL/min
Temperature: Ambient
Detection: UV-280 nm



Column: STR ODS-M
Size: 150 mm x 4.6 mm I.D.
Mobile Phase: 100 mM-Phosphate Buffer (pH 2.1)
/ CH₃OH = 40 / 1
Flow Rate: 0.8 mL/min
Temperature: 40
Detection: UV-280 nm

Aldehydes (1.3-Cyclohexanedione Derivatives)



INDEX

A	
Acetaldehyde	38, 62
Acetaminophen	54
Acetic Acid	37, 38, 39, 53, 59
N-Acetylgalactosamine	38
N-Acetylglucosamine	38
Acetylpheneturide	18, 33
Acetylsalicylic Acid	46
Acrylic Acid	37
Adenine	50
Adenosine	50
Adenosine 5'-Diphosphate	52, 58
Adenosine 5'-Monophosphate	50, 52, 58
Adenosine 5'-Triphosphate	50, 52, 58
Adipic Acid	37, 39
Adonitol	40, 41
Alanine	51
Alimemazine	17, 28
Alkylbenzene	49
Alprenolol	13, 26, 32
Amprolium	47, 48
Arabinose	40, 41
Arbutin	56, 61
Arginine	51
Arotinolol	13, 32
Aspartame	53, 59
Aspartic Acid	51
Asulam	55
Atenolol	26, 32
B	
Benproperine	22
Bensulide	55
Benzoic Acid	37, 46, 53, 59
Benzoin	24, 31
Berberine	56, 60
1,1'-Bi-2-naphthol	34
Biotin	46, 52, 58
Biperiden	15
Brucine	57, 61
Bunitrolol	13, 26, 32
Bupivacaine	22, 33
Butyl Hydroxy Anisol	53

B	
Butyl Paraben	53
n-Butyric Acid	39
C	
Caffeic Acid	37
Caffeine	52, 54, 58, 59
Calcium Pantothenate	46
-Camphor	54
Carbamazepine	54, 59
Carboxylic Acids	39
Catechin	59
Chenodeoxycholic Acid	51
Chlormezanone	19, 28, 34
Chlorphenesin	19, 34
Chlorpheniramine	17, 28
Cholic Acid	51
Citric Acid	37, 38, 39, 53, 59
Cloperastin	22
Clorprenaline	23, 30
Cortisone	46
Cortisone Acetate	46
Crotonic Acid	37, 39
Cysteine	51
Cytidine	50
Cytidine	58
Cytidine 5'-Diphosphate	58
Cytidine 5'-Monophosphate	50, 58
Cytosine	50
D	
Deoxycholic Acid	51
Dextran T-10	40, 41, 42
Dextromethorphan	54
2,6-Di-t-butyl-4-hydroxy-methylphenol	53
2,6-Di-t-butylhydroxytoluene	53
Diethylene Glycol	38, 41
3,4-Dihydroxyphenylacetic Acid	50
Dimethindene Maleate	17
N-(3,5-Dinitrobenzoyl)- methylbenzylamine	35
Diphenhydramine	54
1,2-Diphenylethylamine	24
Disopyramid	22
Dopamine	50

INDEX

E	
Eperisone	19, 29, 34
Epicatechin	59
Epicatechin Gallate	59
Epigallocatechin	59
Epigallocatechin Gallate	59
Epinephrine	50
Estradiol	45
Estriol	45
Estrone	45
Ethanol	38, 40, 41, 42, 43
Ethiazide	23, 31
Ethopabate	60
Ethosuximide	54, 59
Ethyl Paraben	53
Ethylene Glycol	38, 41
F	
Flavanone	24, 31, 35
Flurbiprofen	16
Folic Acid	46, 52
Formaldehyde	38, 62
Formic Acid	37
Fructose	40, 41, 42, 43
Fumaric Acid	37, 39
Furazolidone	47, 48
G	
Galactose	40, 41, 42, 43
Gallic Acid	37, 56, 61
Glucose	39, 40, 41, 42
Glucuronic Acid	38, 44
Glucuronolactone	44
Glutamic Acid	51
L-Glutamic Acid Monosodium Salt	44
Glutaric Acid	39
Glutethimide	21
Glycerol	40, 41
Glycine	51
Glycochenodeoxycholic Acid	51
Glycocholic Acid	51
Glycolic Acid	37, 39
Glycopyrronium Bromide	21
Glycyrrhetic Acid	56

G	
Glyoxylic Acid	36
Guanine	49
Guanosine	49, 57
Guanosine 5'-Monophosphate	49, 57
H	
Hexobarbital	21, 30
Hippuric Acid	51
Histidine	51
Homochlorcyclizine	18
Homovanillic Acid	50
Hydrocortisone	46
Hydrocortisone Acetate	46
Hydroquinone	56, 61
m-Hydroxybenzoic Acid	37, 46
p-Hydroxybenzoic Acid	37, 46
o-Hydroxybenzoic Acid	37
5-Hydroxyindole-3-acetic Acid	50
5-Hydroxytryptamine	50
Hydroxyzine	19
Hyoscyamine	57, 61
Hypoxanthine	52, 58
I	
Ibuprofen	16, 27
Inosine	50, 52, 58
Inosine 5'-Monophosphate	52, 58
Inositol	41, 42, 44
Iprodione	55
Isobutyl Paraben	53
Isoleucine	51
Isopropyl Alcohol	38
Isopropyl Paraben	53
Isoproterenol	50
Isosine	58
K	
2-Ketoglutaric Acid	39
Ketoprofen	16
L	
Lactic Acid	37, 38, 39
Lactose	40, 41, 42, 43
Lauryl Gallate	53
Leucine	51

INDEX

L	
Levulinic Acid	37
Lysine	51
M	
Maleic Acid	39
Malic Acid	37, 38, 53, 59
Malonic Acid	37, 39, 53, 59
Maltose	41, 42, 43
Maltotriose	41, 42, 43
Mannitol	40, 41
Mannose	41
Meclizine	20
Mepenzolate Bromaide	21
Mephobarbital	18, 28
Methacrylic Acid	37, 39
Methanol	38
Methionine	51
o-Methyl Hippuric Acid	51
p-Methyl Hippuric Acid	51
m-Methyl Hippuric Acid	51
Methyl Paraben	53
Methyl Salicylate	54
Methylephedrine Hydrochloride	54
Methylphenidate	20, 29
(1S,2R)-1-Methyl-cis-1,2,3,6-tetrahydrophthalate	24
N	
Naphthalen	48
Nicarbazin	60
Nicotinamide	52, 58
Nicotinamide Adenine Dinucleotide Oxidized	50
Nicotinamide Adenine Dinucleotide Reduced	50
Nicotinic Acid	46, 52, 58
Nicotinic Acid Amide	46
Nordihydroguaiaretic Acid	53
Norepinephrine	50
Normetanephrine	50
Noscapine	54
O	
Octyl Gallate	53
Oligosaccharide	43
Oxine-copper	55
Oxolinic Acid	47, 48

O	
Oxprenolol	13
Oxytetracycline	47, 48
P	
Paeoniflorin	56
Pantothenic Acid	52, 58
Phenobarbital	54, 59
Phenol	46, 48, 54
Phenoxyacetic Acid	37
Phenylalanine	51
-Phenylethyl Alcohol	35
-Phenylethylamine	35, 36
Phenytoin	54, 59
o-Phthalic Acid	37
Pindolol	14, 33
Pivalic Acid	37
Potassium Guaiacol-4-sulfonate	54
Pranoprofen	16, 27
Predonisone	46
Prenylamine	14
Primidone	54, 59
Profenamine	15
Proglumide	23
Proline	51
Promethazine	18
Propionic Acid	37, 39, 53, 59
Propranolol	14, 33
Propyl Paraben	53, 56
Prostaglandin	53
PTH-Valine	31
Pyridine	46, 48
Pyridoxal	52
Pyridoxamine	52
Pyridoxine	52, 58
Pyridoxine Hydrochloride	46
Pyroglutamic Acid	37, 38
R	
Raffinose	40, 41, 43
Riboflavin	46, 52, 54, 58
Riboflavin Phosphate	46, 52, 58
S	
Saccharin	53, 59

INDEX

S	
Salicylic Acid	46, 54
Scopolamine	57
Scopolamine	61
Serine	51
Sorbic Acid	37, 53, 59
Sorbitol	40, 41
Stachyose	43
trans-Stilbene Oxide	36
Strychnine	57
Succinic Acid	37, 38, 39, 53, 59
Sucrose	40, 41, 42, 43
Sulfadimethoxine	47, 48
Sulfadimidine	47, 48
Sulfadimidine	47, 48
Sulfamerazine	47, 48
Sulfamonomethoxine	47, 48
Sulfaquinoxaline	47, 48
T	
Tartaric Acid	37, 38, 39, 53, 59
Taurochenodeoxycholic Acid	51
Taurocholic Acid	51
Taurodeoxycholic Acid	51
Terbutaline	25, 29
Thiamine	46, 52, 54, 58
Thiamphenicol	47, 48
Thioridazine	30
Thiuram	55
Threonine	51
Thymidine	50
Thymine	50
Thymol	50
Thyroxine	25
Tocopherol Acetate	52
Tolperisone	20, 29
Trihexyphenidyl	15
Trimipramine Maleate	20, 29
Tyrosine	51
U	
Uracil	50
Uridine	50, 58
Uridine 5'-Monophosphate	50, 58

V	
Valine	51
Vanilic Acid	37
Verapamil	15
Vitamin A	52
Vitamin A Acetate	45
Vitamin A Palmitate	45
Vitamin D2	52
Vitamin D3	52
Vitamin E	45, 52
Vitamin K1	45
Vitamin K2	45
W	
Warfarin	23, 27
X	
Xylitol	40, 41
Xylose	41, 42
Z	
Zaltoprofen	17

Shinwa Chemical Industries Ltd. reserves the right to change product specifications, designs or prices without notice and without liability for such changes.



SHINWA CHEMICAL INDUSTRIES LTD.

50-2 Kagekatsu-Cho, Fushimi-Ku, Kyoto
612-8307 JAPAN

FAX +81-75-602-2660

URL: <http://shinwa-cpc.co.jp/eng/index.html>

E-mail: info@shinwa-cpc.co.jp